



6678 County Road 32, Norwich, New York 13815-3554  
(607) 335-1200 • FAX (607) 334-9848

To: Unatego Board Members

From: Patricia A. Loker  
School Business Manager

Date: February 16, 2024

Re: Warrants for the March 4, 2024 meeting

Enclosed, please find the following January warrants for the March 4, 2024 meeting:

<u>FUND</u>	<u>#'s</u>
General Fund	42, 43, 44, 45, 48
Trust & Agency	28, 30, 31, 33
School Lunch Fund	19, 20, 21, 22
Federal	13, 14, 15
Capital	17, 18, 19, 20

pal/mls

cc Dr. David Richards

UNATEGO CENTRAL SCHOOL TREASURER'S REPORT

JANUARY 2024

	GENERAL FUND	CAFETERIA FUND	TRUST & AGENCY FUND	FEDERAL FUND	CAPITAL FUND	PAYROLL FUND	BENEFIT REIMB	DEBT SERVICE RESERVE
BEGINNING BALANCE	\$ 1,228,048.45	\$ 186,814.32	\$ 188,191.51	\$ 322,679.16	\$ 3,228,861.22	\$ 833.67	\$ 3,408.92	\$ 28,328.42
RECEIPTS	\$ 2,065,733.48	\$ 82,064.43	\$ 1,138,871.74	\$ 108,481.86	\$ 21.72	\$ 581,212.60	\$ 1,150.00	\$ 0.00
DISBURSEMENTS	\$ 2,498,267.53	\$ 85,103.47	\$ 1,134,577.47	\$ 133,870.35	\$ 1,683,318.30	\$ 581,212.19	\$ 2,824.96	\$ 0.00
ENDING BALANCE	\$ 796,512.40	\$ 143,875.28	\$ 190,285.78	\$ 298,090.47	\$ 1,546,563.64	\$ 833.89	\$ 1,633.96	\$ 28,328.42

Community General Reserve	
NY Class General	\$ 8,746,853.47
NY Class Reserves	
NY Class Capital	\$ 6,141,259.53
NY Class Debt Service	\$ 24,856.92

I CERTIFY THAT THE BALANCES FOR THE FUNDS ABOVE ARE ACCURATE AND IN AGREEMENT


*Patricia A. Loker, Business Mgr*  
 PATRICIA A. LOKER, SCHOOL BUSINESS MANAGER

# UNATEGO CENTRAL SCHOOL

## Treasurer's Report Summary

JANUARY 2024.

	A200 GENERAL FUND	C200 SCHOOL LUNCH	F200 SPECIAL AID FUND	H200 CAPITAL FUND	TA200 TRUST & AGENCY
Opening balance	\$ 1,229,046.45	\$ 156,914.32	\$ 322,679.16	\$ 3,229,861.22	\$ 188,191.51
Receipts	2,065,733.48	82,064.43	109,481.66	21.72	1,136,671.74
Voided Checks	-	-	-	-	-
<b>Total Receipts &amp; Balance</b>	<b>\$ 3,294,779.93</b>	<b>\$ 238,978.75</b>	<b>\$ 432,160.82</b>	<b>\$ 3,229,882.94</b>	<b>\$ 1,324,863.25</b>
Disbursements	2,498,267.53	95,103.47	133,070.35	1,683,319.30	1,134,577.47
<b>Checking Acct. Balance</b>	<b>\$ 796,512.40</b>	<b>\$ 143,875.28</b>	<b>\$ 299,090.47</b>	<b>\$ 1,546,563.64</b>	<b>\$ 190,285.78</b>
<b>Reconciliation</b>					
Bank Statement Balance	\$ 820,242.03	\$ 143,610.37	\$ 295,843.52	\$ 1,546,563.64	\$ 561,153.33
Plus: Bank Error	-	-	5,000.00	-	-
Plus: In Transit Deposits	-	264.91	-	-	-
Less: Outstanding Checks	23,729.63	-	1,753.05	-	230,712.54
Less: Outstanding Wires	-	-	-	-	140,155.01
<b>Cash in Checking</b>	<b>\$ 796,512.40</b>	<b>\$ 143,875.28</b>	<b>\$ 299,090.47</b>	<b>\$ 1,546,563.64</b>	<b>\$ 190,285.78</b>

  
 GBO BUSINESS MANAGER  
 Accountant

**TREASURER'S REPORT TO  
BOARD OF EDUCATION  
UNATEGO CENTRAL SCHOOL**

**General Fund Checking**

<b>BALANCE ON HAND:</b>	January 1, 2024		\$ 1,229,046.45
<b>VOIDED CHECKS:</b>			\$ -
<b>RECEIPTS:</b>	<b>INTEREST</b>		11.39
	<b>DAN WICKHAM TOURNAMENT ADMISSIONS</b>		\$1,593.20
	<b>FAIRBAIRN-DAMAGED CHROME BOOK</b>		\$50.00
	<b>FIANTZ LAW (PORTION OF JUUL SETTLEMENT)</b>		\$2,627.59
	<b>HS ORGANIZATION (FBLA FOR STARDUST DINER CC CHG)</b>		\$2,450.39
	<b>NYS DOH HCCCLAIMPMT</b>		\$2,846.56
	<b>NYS OSC, STAR</b>		\$988,679.42
	<b>NYS OSC, (F8N/FLU/FBR/SLU/SBR DEC '23)</b>		\$52,789.00
	<b>NYS OSC, ESSERS &amp; COMPREHENSIVE AFTER SCHOOL GRANT PYMTS</b>		\$42,556.00
	<b>NYS OSC, ARP LOST INSTRUCTION GRANT PYMT</b>		\$26,154.00
	<b>NYS OSC, 611 GRANT &amp; HOMELESS PYMTS</b>		\$22,673.02
	<b>NYS OSC, TITLE IV &amp; TITLE II PYMTS</b>		\$3,237.00
	<b>NYS OSC, TITLE IA GRANT PYMT</b>		\$18,304.00
	<b>NYS OSC, 619 GRANT PYMT &amp; VLT</b>		\$85,373.80
	<b>OTSEGO CRUSHERS (AUTO BATTERIES, 1267.00@.16/LB)</b>		\$202.72
	<b>RE-DEPOSIT TAX COLLECTION-PETTY CASH</b>		\$300.00
	<b>RITCHY-FINGERPRINTING</b>		\$101.75
	<b>SELECTIVE INS CO OF AMERICA (DRIVER ED 2023 FUEL COST)</b>		\$220.97
	<b>STATE LAND (STATE AND COUNTY LANDS, OTSEGO COUNTY)</b>		\$1,506.38
	<b>TUITION (KILMER, ONEONTA, RUDCOILSKY, BAILEY)</b>		\$9,609.59
	<b>TRANSFERS</b>		826,437.00
		<b>TOTAL RECEIPTS</b>	<b>\$ 2,065,733.48</b>
		<b>RECEIPTS &amp; BALANCE</b>	<b>\$ 3,294,779.93</b>
<b>DISBURSEMENTS:</b>	<b>CHECKS</b>	<b>35563-35656</b>	<b>844,336.71</b>
	<b>WIRES</b>	<b>3662</b>	<b>1,653,930.82</b>
		<b>TOTAL DISBURSEMENTS</b>	<b>\$ 2,498,267.53</b>
<b>BALANCE ON HAND:</b>	January 31, 2024		<b>\$ 796,512.40</b>
<b>BANK BALANCE</b>			<b>\$820,242.03</b>
<b>PLUS: BANK ERROR</b>			-
<b>PLUS: IN TRANSIT DEPOSITS</b>			-
<b>LESS: OUTSTANDING CHECKS</b>			23,729.63
<b>LESS: OUTSTANDING WIRES</b>			-
<b>NET BALANCE IN BANK</b>			<b>\$796,512.40</b>

March 4, 2024  
DATE SUBMITTED

  
DISTRICT TREASURER



Account: Community Bank General Fund  
 Cash Account(s): A 200

Ending Bank Balance:		820,242.03
Outstanding Checks (See listing below):	-	23,729.63
Deposits in Transit:	+	0.00
Other Credits:	+	0.00
Other Debits:	-	0.00

Adjusted Ending Bank Balance:		796,512.40
Cash Account Balance:		796,512.40

**Outstanding Check Listing**

Check Date	Check Number	Payee	Amount
08/03/2023	35064	SCHOOL HEALTH CORPORATION	2,524.64
08/10/2023	35084	MUNSON BUILDING SUPPLY	325.63
10/26/2023	35358	SAANYS	1,736.30
12/21/2023	35534	ELMIRA HIGH SCHOOL	330.00
01/18/2024	35607	ARK THERAPEUTIC	101.22
01/18/2024	35610	CONSTELLATION NEWENERGY, INC	8,471.24
01/25/2024	35636	AMAZON CAPITAL SERVICES	580.19
01/25/2024	35638	BIG APPLE MUSIC, LLC	68.70
01/25/2024	35642	THE CITY OF ONEONTA	50.00
01/25/2024	35651	PRESENCELEARNING, INC.	9,500.00
01/25/2024	35654	VILLAGE VARIETY, LTD.	41.71
<b>Outstanding Check Total:</b>			<b>23,729.63</b>

*Paul M. [Signature]* 2/14/2024  
 Prepared By

Approved By

**UNATEGO CSD**

Trial Balance Report From 7/1/2023 - 1/31/2024



Account	Description	Debits	Credits	Balance
A 200	CASH - CHECKING	24,969,862.10	24,173,349.70	796,512.40
A 2002NYG	NY CLASS GENERAL	9,546,053.47	800,000.00	8,746,053.47
A 210	PETTY CASH	667.67	0.00	667.67
A 391DEBT	DUE FROM DEBT SERVICE	263.25	0.00	263.25
A 391FED	DUE FROM FEDERAL FUND	839,665.96	249,886.07	589,779.89
A 391SL	DUE FROM SCHOOL LUNCH FUND	9,828.45	9,801.30	27.15
A 391TA	DUE FROM TRUST & AGENCY	674,931.08	647,353.83	27,577.25
A 500	PAYROLL CLEARING	4,360,131.42	3,996,775.84	363,355.58
A 510	ESTIMATED REVENUES	22,916,719.00	0.00	22,916,719.00
A 521	ENCUMBRANCES	18,993,172.50	8,234,901.81	10,758,270.69
A 522	EXPENDITURES	11,668,159.47	192,357.65	11,475,801.82
A 599	APPROPRIATED FUND BALANCE	1,170,221.52	0.00	1,170,221.52
A 600	ACCOUNTS PAYABLE	130,687.75	130,702.75	15.00 CR
A 601	ACCRUED LIABILITIES	99,102.40	586,822.40	487,720.00 CR
A 630CAP	DUE TO CAPITAL FUND	8,434,640.31	8,938,508.22	503,867.91 CR
A 630TA	DUE TO TRUST & AGENCY	8,282.12	10,139.79	1,857.67 CR
A 632	DUE TO TEACHER RETIREMENT	743,140.63	1,441,312.49	698,171.86 CR
A 637	DUE TO EMPLOYEES' RETIREMENT SYSTEM	74,483.50	167,842.75	93,359.25 CR
A 814	WORKERS COMP. RESERVE	0.00	207,267.00	207,267.00 CR
A 815	UNEMPLOYMENT INSURANCE RESERVE	0.00	98,700.00	98,700.00 CR
A 821	RESERVE FOR ENCUMBRANCES	8,234,901.81	18,993,172.50	10,758,270.69 CR
A 827	RETIREMENT CONTRIBUTION RESERVE	0.00	658,638.00	658,638.00 CR
A 828	TRS RETIREMENT RESERVE	0.00	494,200.00	494,200.00 CR
A 862	LIABILITY RESERVE	0.00	45,000.00	45,000.00 CR
A 867	EMPLOYEE LIABILITY RESERVE	0.00	343,234.70	343,234.70 CR
A 878	CAPITAL RESERVE	0.00	1,800,000.00	1,800,000.00 CR
A 878.2	CAPITAL RESERVE - New 2022	0.00	1,000,000.00	1,000,000.00 CR
A 882	RESERVE FOR REPAIRS	0.00	499,299.00	499,299.00 CR
A 914	ASSIGNED APPROPRIATED FUND BAL	0.00	825,000.00	825,000.00 CR
A 915	ASSIGNED UNAPPROPRIATED FUND BAL	0.00	15,771.52	15,771.52 CR
A 917	UNASSIGNED FUND BALANCE	15,771.52	2,721,531.08	2,705,759.56 CR
A 960	APPROPRIATIONS	0.00	24,086,940.52	24,086,940.52 CR
A 980	REVENUES	93,018.00	11,615,195.01	11,522,177.01 CR
<b>A Fund Totals:</b>		<b>112,983,703.93</b>	<b>112,983,703.93</b>	<b>0.00</b>
<b>Grand Totals:</b>		<b>112,983,703.93</b>	<b>112,983,703.93</b>	<b>0.00</b>

Revenue Status Report By Function From 7/1/2023 To 1/31/2024

Account	Description	Budget	Adjustments	Revised Budget	Revenue Earned	Unearned Revenue
A 1001	REAL PROPERTY TAXES	7,673,829.16	0.00	7,673,829.16	5,996,125.85	1,677,703.31
A 1081	PAYMENT IN LIEU OF TAXES (PILOT)	2,700.00	0.00	2,700.00	2,868.00	-168.00
A 1085	SCHOOL TAX RELIEF REIMBURSEMENT	0.00	0.00	0.00	988,679.42	-988,679.42
A 1090	INTEREST ON PROPERTY TAXES	23,000.00	0.00	23,000.00	7,229.39	15,770.61
A 1120	NON-PROPERTY TAX DISTRIBUTION BY COUNTIES	1,400.00	0.00	1,400.00	1,506.38	-106.38
A 1310	DAY SCHOOL TUITION FOR INDIVIDUAL	35,000.00	0.00	35,000.00	17,339.35	17,660.65
A 1335	OTHER STUDENT FEES & CHARGES	1,000.00	0.00	1,000.00	1,030.41	-30.41
A 1336	AFTER SCHOOL FEES	0.00	0.00	0.00	6,036.00	-6,036.00
A 1410.DW	ADMISSIONS-DAN WICKHAM	6,000.00	0.00	6,000.00	3,583.00	2,417.00
A 2401	INTEREST AND EARNINGS	130,000.00	0.00	130,000.00	239,183.62	-109,183.62
A 2401..1	INTEREST EARNEDITA & PAYROLL ACC'T	0.00	0.00	0.00	10.83	-10.83
A 2650	SALE OF SCRAP & EXCESS MATERIALS	0.00	0.00	0.00	331.12	-331.12
A 2680.BUS	INSURANCE RECOVERIES/BUS	0.00	0.00	0.00	8,473.34	-8,473.34
A 2701	REFUND OF BOCES AIDED SERVICES	180,000.00	0.00	180,000.00	185,135.38	-5,135.38
A 2703	REFUND OF PRIOR YEAR EXPENSE	0.00	0.00	0.00	12,688.84	-12,688.84
A 2705	GIFTS AND DONATIONS	0.00	0.00	0.00	2,849.40	-2,849.40
A 2770	OTHER UNCLASSIFIED REVENUES	22,000.00	0.00	22,000.00	4,463.37	17,536.63
A 3101	BASIC FORMULA AID	12,950,787.60	0.00	12,950,787.60	1,882,025.00	11,068,762.60
A 3101..1	EXCESS COST AID	169,000.00	0.00	169,000.00	464,006.50	-295,006.50
A 3102	LOTTERY AID	0.00	0.00	0.00	924,373.60	-924,373.60
A 3102..B	VLT LOTTERY GRANT(VIDEO LOT TERMINAL)	0.00	0.00	0.00	302,565.67	-302,565.67
A 3102.CAN.NA.BIS	CANNABIS REVENUE AID	0.00	0.00	0.00	1,985.47	-1,985.47
A 3102.MOS.PT	MOBILE SPORTS WAGERING REVENUE AID	0.00	0.00	0.00	433,830.63	-433,830.63
A 3103	BOCES AID	1,612,098.24	0.00	1,612,098.24	0.00	1,612,098.24
A 3260	TEXTBOOK AID	58,120.00	0.00	58,120.00	11,925.00	46,195.00
A 3262.B	COMPUTER HARDWARE AID	16,784.00	0.00	16,784.00	0.00	16,784.00
A 3289	OTHER STATE AID	0.00	0.00	0.00	2,983.02	-2,983.02
A 4601	MEDICAID	35,000.00	0.00	35,000.00	20,948.42	14,051.58
<b>A Totals:</b>		<b>22,916,719.00</b>	<b>0.00</b>	<b>22,916,719.00</b>	<b>11,522,177.01</b>	<b>11,394,541.99</b>
<b>Grand Totals:</b>		<b>22,916,719.00</b>	<b>0.00</b>	<b>22,916,719.00</b>	<b>11,522,177.01</b>	<b>11,394,541.99</b>

**UNATEGO CSD**



**Appropriation Status Detail Report By Function From 7/1/2023 To 1/31/2024**

Account	Description	Budget	Adjustments	Adj. Budget	Expensed	Encumbered	Available
<u>A 1010.400</u>	BOE CONTRACTUAL	3,900.00	-1,242.15	2,657.85	43.95	330.00	2,283.90
<u>A 1010.450</u>	BOE GENERAL SUPPLIES	500.00	0.00	500.00	130.99	21.74	347.27
<u>A 1010.490</u>	BOE BOCES SERVICES	3,514.00	0.00	3,514.00	1,263.04	1,138.21	1,112.75
<b>1010</b>	<b>BOARD OF EDUCATION</b>	<b>7,914.00</b>	<b>-1,242.15</b>	<b>6,671.85</b>	<b>1,437.98</b>	<b>1,489.95</b>	<b>3,743.92</b>
<u>A 1040.160</u>	CLASSIFIED SALARIES-DISTRICT CLERK	4,055.00	1,242.15	5,297.15	3,557.40	1,739.75	0.00
<b>1040</b>	<b>DISTRICT CLERK</b>	<b>4,055.00</b>	<b>1,242.15</b>	<b>5,297.15</b>	<b>3,557.40</b>	<b>1,739.75</b>	<b>0.00</b>
<u>A 1060.400</u>	DISTRICT MEETING CONTRACTUAL	2,200.00	0.00	2,200.00	438.90	961.10	800.00
<b>1060</b>	<b>DISTRICT MEETING</b>	<b>2,200.00</b>	<b>0.00</b>	<b>2,200.00</b>	<b>438.90</b>	<b>961.10</b>	<b>800.00</b>
<b>10</b>		<b>14,169.00</b>	<b>0.00</b>	<b>14,169.00</b>	<b>5,434.28</b>	<b>4,190.80</b>	<b>4,543.92</b>
<u>A 1240.150</u>	CERTIFIED SALARIES	185,000.00	0.00	185,000.00	106,730.70	78,269.30	0.00
<u>A 1240.160</u>	CLASSIFIED SALARIES	47,097.00	0.00	47,097.00	25,770.00	18,897.85	2,429.15
<u>A 1240.400</u>	MISCELLANEOUS CONTRACTUAL	3,800.00	0.00	3,800.00	3,069.00	0.00	731.00
<u>A 1240.450</u>	GENERAL SUPPLIES	2,000.00	0.00	2,000.00	14.00	0.00	1,986.00
<b>1240</b>	<b>CHIEF SCHOOL ADMINISTRATOR</b>	<b>237,897.00</b>	<b>0.00</b>	<b>237,897.00</b>	<b>135,583.70</b>	<b>97,167.15</b>	<b>5,146.15</b>
<b>12</b>		<b>237,897.00</b>	<b>0.00</b>	<b>237,897.00</b>	<b>135,583.70</b>	<b>97,167.15</b>	<b>5,146.15</b>
<u>A 1310.160</u>	CLASSIFIED SALARIES	131,589.00	0.00	131,589.00	75,466.55	45,988.45	10,134.00
<u>A 1310.400</u>	MISCELLANEOUS CONTRACTUAL	6,000.00	0.00	6,000.00	1,416.21	2,289.07	2,294.72
<u>A 1310.450</u>	GENERAL SUPPLIES	2,000.00	1,850.25	3,850.25	1,243.15	2,607.10	0.00
<u>A 1310.490</u>	BOCES SERVICES-FINANCIAL	276,947.25	-1,850.25	275,097.00	131,313.24	132,738.17	11,045.59
<b>1310</b>	<b>BUSINESS ADMINISTRATION</b>	<b>416,536.25</b>	<b>0.00</b>	<b>416,536.25</b>	<b>209,439.15</b>	<b>183,622.79</b>	<b>23,474.31</b>
<u>A 1320.400</u>	MISCELLANEOUS CONTRACTUAL	27,000.00	0.00	27,000.00	13,475.00	13,525.00	0.00
<b>1320</b>	<b>AUDITING</b>	<b>27,000.00</b>	<b>0.00</b>	<b>27,000.00</b>	<b>13,475.00</b>	<b>13,525.00</b>	<b>0.00</b>
<u>A 1325.160</u>	CLASSIFIED SALARIES	54,008.00	0.00	54,008.00	29,703.60	21,782.70	2,521.70
<u>A 1325.450</u>	GENERAL SUPPLIES	3,000.00	0.00	3,000.00	0.00	0.00	3,000.00
<b>1325</b>	<b>TREASURER</b>	<b>57,008.00</b>	<b>0.00</b>	<b>57,008.00</b>	<b>29,703.60</b>	<b>21,782.70</b>	<b>5,521.70</b>
<u>A 1330.160</u>	CLASSIFIED SALARIES	4,000.00	-1,050.00	2,950.00	2,897.00	0.00	53.00
<u>A 1330.400</u>	MISCELLANEOUS CONTRACTUAL	3,300.00	1,050.00	4,350.00	1,832.61	0.00	2,517.39
<u>A 1330.450</u>	GENERAL SUPPLIES	500.00	0.00	500.00	0.00	0.00	500.00
<b>1330</b>	<b>TAX COLLECTOR</b>	<b>7,800.00</b>	<b>0.00</b>	<b>7,800.00</b>	<b>4,729.61</b>	<b>0.00</b>	<b>3,070.39</b>
<u>A 1345.490</u>	BOCES - DCMO	6,319.00	0.00	6,319.00	3,159.30	3,159.28	0.42
<b>1345</b>	<b>PURCHASING</b>	<b>6,319.00</b>	<b>0.00</b>	<b>6,319.00</b>	<b>3,159.30</b>	<b>3,159.28</b>	<b>0.42</b>
<u>A 1380.400</u>	MISCELLANEOUS CONTRACTUAL	5,000.00	0.00	5,000.00	1,547.50	1,452.50	2,000.00
<b>1380</b>	<b>FISCAL AGENT FEE</b>	<b>5,000.00</b>	<b>0.00</b>	<b>5,000.00</b>	<b>1,547.50</b>	<b>1,452.50</b>	<b>2,000.00</b>



Appropriation Status Detail Report By Function From 7/1/2023 To 1/31/2024

Account	Description		Budget	Adjustments	Adj. Budget	Expensed	Encumbered	Available
13		**	519,663.25	0.00	519,663.25	262,054.16	223,542.27	34,066.82
A 1420.400	MISCELLANEOUS CONTRACTUAL		30,000.00	0.00	30,000.00	4,630.74	25,369.26	0.00
A 1420.490	BOCES SERVICES - DCMO		0.00	648.43	648.43	174.66	473.77	0.00
1420	LEGAL	*	30,000.00	648.43	30,648.43	4,805.40	25,843.03	0.00
A 1430.400	MISCELLANEOUS CONTRACTUAL		10,000.00	3,000.00	13,000.00	5,367.20	4,782.00	2,850.80
A 1430.490	BOCES SERVICES - DCMO		50,231.00	0.00	50,231.00	35,207.77	40,282.43	-25,259.20
1430	PERSONNEL	*	60,231.00	3,000.00	63,231.00	40,574.97	45,064.43	-22,408.40
A 1460.490	BOCES SERVICES-RECORD RETENTION		30,000.00	-10,361.43	19,638.57	6,317.00	6,317.00	7,004.57
1460	RECORDS MANAGEMENT OFFICER	*	30,000.00	-10,361.43	19,638.57	6,317.00	6,317.00	7,004.57
A 1480.490	BOCES SERVICES		40,481.00	9,713.00	50,194.00	23,897.81	26,296.19	0.00
1480	PUBLIC INFORMATION & SERVICES	*	40,481.00	9,713.00	50,194.00	23,897.81	26,296.19	0.00
14		**	160,712.00	3,000.00	163,712.00	75,595.18	103,520.65	-15,403.83
A 1620.160	CLASSIFIED SALARIES		309,626.00	-2,087.87	307,538.13	152,636.11	116,357.83	38,544.19
A 1620.162	CLASSIFIED SALARIES: OVERTIME		28,000.00	0.00	28,000.00	10,336.49	8,318.54	9,344.97
A 1620.163	CLASSIFIED SALARIES: SUBSTITUTES		36,000.00	-3,000.00	33,000.00	20,472.85	3,231.10	9,296.05
A 1620.200	EQUIPMENT		95,000.00	0.00	95,000.00	71,516.31	0.00	23,483.69
A 1620.400	MISCELLANEOUS CONTRACTUAL		148,300.00	23,650.00	171,950.00	93,897.92	75,000.73	3,051.35
A 1620.401	HEALTH AND SAFETY		2,000.00	2,524.64	4,524.64	2,524.64	0.00	2,000.00
A 1620.450	GENERAL SUPPLIES		144,963.00	964.58	145,927.58	28,672.69	71,594.60	45,660.29
A 1620.463	REFUSE REMOVAL		13,000.00	12.54	13,012.54	9,196.13	3,816.41	0.00
A 1620.473-2	WATER-UNADILLA		3,000.00	0.00	3,000.00	1,062.83	1,937.17	0.00
A 1620.477-2	ELECTRIC-UNADILLA		45,000.00	0.00	45,000.00	22,124.33	22,875.67	0.00
A 1620.477-3	ELECTRIC-HIGH SCHOOL		80,000.00	0.00	80,000.00	44,462.77	35,537.23	0.00
A 1620.554-3	HEATING FUEL-HIGH SCHOOL		135,200.00	0.00	135,200.00	71,344.80	63,855.20	0.00
A 1620.555-2	BOTTLED GAS-UNADILLA		63,000.00	0.00	63,000.00	14,590.35	48,025.53	384.12
A 1620.555-3	BOTTLED GAS-HIGH SCHOOL		4,000.00	0.00	4,000.00	2,712.96	1,287.04	0.00
A 1620.571	GAS AND FUEL		2,000.00	2,075.33	4,075.33	2,372.76	1,702.57	0.00
1620	OPERATION OF PLANT	*	1,109,089.00	24,139.22	1,133,228.22	547,923.94	453,539.62	131,764.66
A 1621.160	CLASSIFIED SALARIES		296,505.00	-3,065.71	293,439.29	145,209.20	104,160.88	44,069.21
A 1621.162	CLASSIFIED SALARIES: OVERTIME		5,000.00	3,065.71	8,065.71	2,902.77	5,162.94	0.00
A 1621.400	MISCELLANEOUS CONTRACTUAL		7,000.00	0.00	7,000.00	0.00	0.00	7,000.00
A 1621.450	GENERAL SUPPLIES		5,000.00	0.00	5,000.00	0.00	0.00	5,000.00
1621	MAINTENANCE OF PLANT	*	313,505.00	0.00	313,505.00	148,111.97	109,323.82	56,069.21

**UNATEGO CSD**



**Appropriation Status Detail Report By Function From 7/1/2023 To 1/31/2024**

Account	Description		Budget	Adjustments	Adj. Budget	Expensed	Encumbered	Available
<u>A 1670.400</u>	CONTRACTUAL		13,000.00	2.00	13,002.00	6,885.83	6,116.17	0.00
<u>A 1670.450</u>	MATERIALS & SUPPLIES		30,000.00	-2.00	29,998.00	10,420.11	11,582.89	7,995.00
<u>A 1670.490</u>	BOCES		200,000.00	0.00	200,000.00	50,500.00	50,500.00	99,000.00
<b>1670</b>	<b>CENTRAL PRINTING &amp; MAILING</b>	*	<b>243,000.00</b>	<b>0.00</b>	<b>243,000.00</b>	<b>67,805.94</b>	<b>68,199.06</b>	<b>106,995.00</b>
<u>A 1680.490</u>	BOCES SERVICES - BROOME-TIOGA		660,295.73	10,724.41	671,020.14	335,851.12	335,169.02	0.00
<b>1680</b>	<b>CENTRAL DATA PROCESSING</b>	*	<b>660,295.73</b>	<b>10,724.41</b>	<b>671,020.14</b>	<b>335,851.12</b>	<b>335,169.02</b>	<b>0.00</b>
<b>16</b>		**	<b>2,325,889.73</b>	<b>34,863.63</b>	<b>2,360,753.36</b>	<b>1,099,692.97</b>	<b>966,231.52</b>	<b>294,828.87</b>
<u>A 1910.454</u>	LIABILITY AND BOND INSURANCE		78,000.00	0.00	78,000.00	74,143.00	0.00	3,857.00
<u>A 1910.455</u>	STUDENT ACCIDENT		8,000.00	0.00	8,000.00	6,831.68	0.00	1,168.32
<b>1910</b>	<b>UNALLOCATED INSURANCE</b>	*	<b>86,000.00</b>	<b>0.00</b>	<b>86,000.00</b>	<b>80,974.68</b>	<b>0.00</b>	<b>5,025.32</b>
<u>A 1920.400</u>	SCHOOL ASSOCIATION DUES		9,500.00	0.00	9,500.00	8,246.00	700.00	554.00
<b>1920</b>	<b>SCHOOL ASSOCIATION DUES</b>	*	<b>9,500.00</b>	<b>0.00</b>	<b>9,500.00</b>	<b>8,246.00</b>	<b>700.00</b>	<b>554.00</b>
<u>A 1981.490</u>	BOCES SERVICES - DCMO		193,474.00	0.00	193,474.00	96,736.81	96,736.80	0.39
<b>1981</b>	<b>BOCES ADMINISTRATIVE COSTS</b>	*	<b>193,474.00</b>	<b>0.00</b>	<b>193,474.00</b>	<b>96,736.81</b>	<b>96,736.80</b>	<b>0.39</b>
<u>A 1983.490</u>	BOCES CAPITAL EXPENSES		312,225.00	0.00	312,225.00	156,112.30	156,112.32	0.38
<b>1983</b>	<b>BOCES CAPITAL EXPENSES</b>	*	<b>312,225.00</b>	<b>0.00</b>	<b>312,225.00</b>	<b>156,112.30</b>	<b>156,112.32</b>	<b>0.38</b>
<b>19</b>		**	<b>601,199.00</b>	<b>0.00</b>	<b>601,199.00</b>	<b>342,069.79</b>	<b>253,549.12</b>	<b>5,580.09</b>
<b>1</b>		***	<b>3,859,529.98</b>	<b>37,863.63</b>	<b>3,897,393.61</b>	<b>1,920,430.08</b>	<b>1,648,201.51</b>	<b>328,762.02</b>
<u>A 2020.150</u>	CERTIFIED SALARIES		365,549.00	0.00	365,549.00	231,800.78	129,532.22	4,216.00
<u>A 2020.160</u>	CLASSIFIED SALARIES		145,285.00	1,614.34	146,899.34	82,902.94	63,996.40	0.00
<u>A 2020.160-SC</u>	CLASSIFIED SALARIES: SUB-REG		7,300.00	1,657.16	8,957.16	3,789.20	5,167.96	0.00
<u>A 2020.163</u>	CLASSIFIED SALARIES-SUB CLERICAL		2,000.00	0.00	2,000.00	1,711.13	0.00	288.87
<u>A 2020.400</u>	MISC CONTRACTUAL		1,000.00	1,240.92	2,240.92	14,104.34	0.00	-11,863.42
<u>A 2020.400-2</u>	MISC CONTRACTUAL-UNADILLA		1,400.00	0.00	1,400.00	600.00	0.00	800.00
<u>A 2020.400-3</u>	MISC CONTRACTUAL-HIGH SCHOOL		2,800.00	0.00	2,800.00	843.23	0.00	1,956.77
<u>A 2020.400-4</u>	MISC CONTRACTUAL - JUNIOR HIGH		1,300.00	0.00	1,300.00	536.30	0.00	763.70
<u>A 2020.450-2</u>	GENERAL SUPPLIES-UNADILLA		2,500.00	0.00	2,500.00	552.37	424.06	1,523.57
<u>A 2020.450-3</u>	GENERAL SUPPLIES-HIGH SCHOOL		3,000.00	0.00	3,000.00	994.52	454.43	1,551.05
<u>A 2020.450-4</u>	GENERAL SUPPLIES-JR HIGH		2,000.00	0.00	2,000.00	314.30	42.74	1,642.96
<u>A 2020.490</u>	BOCES SERVICES - DCMO		8,370.00	0.00	8,370.00	3,595.14	3,324.86	1,450.00
<b>2020</b>	<b>SUPERVISION-REGULAR SCHOOL</b>	*	<b>542,504.00</b>	<b>4,512.42</b>	<b>547,016.42</b>	<b>341,744.25</b>	<b>202,942.67</b>	<b>2,329.50</b>
<u>A 2060.490</u>	RESEARCH, PLANNING, EVALUATION		1,982.82	0.00	1,982.82	991.40	991.42	0.00
<b>2060</b>	<b>RESEARCH, PLANNING &amp; EVALUAT</b>	*	<b>1,982.82</b>	<b>0.00</b>	<b>1,982.82</b>	<b>991.40</b>	<b>991.42</b>	<b>0.00</b>

Appropriation Status Detail Report By Function From 7/1/2023 To 1/31/2024

Account	Description	Budget	Adjustments	Adj. Budget	Expensed	Encumbered	Available
A 2070.400	MISCELLANEOUS CONTRACTUAL	25,000.00	0.00	25,000.00	4,288.12	3,000.00	17,711.88
A 2070.400-2	CONFERENCES-UNADILLA	1,000.00	0.00	1,000.00	0.00	0.00	1,000.00
A 2070.400-3	CONFERENCES-SR HIGH	1,000.00	0.00	1,000.00	0.00	0.00	1,000.00
A 2070.400-4	CONFERENCES - JUNIOR HIGH	1,000.00	0.00	1,000.00	0.00	0.00	1,000.00
A 2070.490	BOCES SERVICES - DCMO INSERVICE TRAINING	21,627.00	0.00	21,627.00	8,436.34	8,359.02	4,831.64
<b>2070</b>	<b>INSERVICE TRAINING-INSTRUCTION *</b>	<b>49,627.00</b>	<b>0.00</b>	<b>49,627.00</b>	<b>12,724.46</b>	<b>11,359.02</b>	<b>25,543.52</b>
<b>20</b>	<b>**</b>	<b>594,113.82</b>	<b>4,512.42</b>	<b>598,626.24</b>	<b>355,460.11</b>	<b>215,293.11</b>	<b>27,873.02</b>
A 2110.120	CERTIFIED SALARIES: K-6	1,838,426.00	-94,176.01	1,744,249.99	664,107.42	988,506.34	91,636.23
A 2110.121	CERTIFIED SALARIES: LTA'S - K-6	177,535.00	0.00	177,535.00	4,670.21	6,392.16	166,472.63
A 2110.130	CERTIFIED SALARIES: 7-12	2,196,906.00	-24,114.18	2,172,791.82	896,222.18	1,129,847.33	146,722.31
A 2110.132	CERTIFIED SALARIES: AIS/AE	3,000.00	0.00	3,000.00	0.00	0.00	3,000.00
A 2110.132-CS	CERTIFIED SALARIES: COMMUNITY SCHOOLS/AFTERSCHOOL	28,000.00	0.00	28,000.00	0.00	0.00	28,000.00
A 2110.140	SUBSTITUTES-TEACHERS	160,000.00	973.21	160,973.21	53,023.75	107,949.46	0.00
A 2110.161	CLASSIFIED SALARIES: AIDES	122,737.00	7,592.74	130,329.74	39,731.90	90,597.84	0.00
A 2110.163	SUBSTITUTES-AIDES	40,000.00	2,482.46	42,482.46	21,749.64	20,732.82	0.00
A 2110.200-CS	EQUIPMENT - COMMUNITY SCHOOLS	50,000.00	0.00	50,000.00	0.00	0.00	50,000.00
A 2110.400	CONTRACTUAL EXPENSE	70,989.00	0.00	70,989.00	94,495.01	0.00	-23,506.01
A 2110.400-2	CONTRACTUAL EXPENSE-UNADILLA	3,000.00	0.00	3,000.00	0.00	876.00	2,124.00
A 2110.400-3	CONTRACTUAL EXPENSE-HIGH SCHOOL	8,000.00	0.00	8,000.00	0.77	4,162.29	3,836.94
A 2110.400-4	CONTRACTUAL EXPENSE-JUNIOR HIGH	5,000.00	0.00	5,000.00	0.00	0.00	5,000.00
A 2110.450-2	MATERIALS/SUPPLIES-UNADILLA	16,000.00	4,500.00	20,500.00	18,576.70	1,024.16	899.14
A 2110.450-3	MATERIALS/SUPPLIES-HIGH SCHOOL	20,000.00	10,018.04	30,018.04	22,918.09	6,374.04	725.91
A 2110.450-4	MATERIALS/SUPPLIES/JR HIGH	12,000.00	147.99	12,147.99	9,192.71	2,878.00	77.28
A 2110.450-CS	COMMUNITY SCHOOLS/SUPPLIES	22,000.00	-5,000.00	17,000.00	8,190.25	1,534.17	7,275.58
A 2110.471	TUITION PAYMENTS PUBLIC	10,000.00	0.00	10,000.00	0.00	6,312.00	3,688.00
A 2110.472	TUITION PAYMENTS PRIVATE	3,000.00	1,824.00	4,824.00	2,078.00	1,746.00	1,000.00
A 2110.480-0	HDCVR-TXTBKS PBKS	44,503.00	0.00	44,503.00	27,181.81	386.62	16,934.57
A 2110.490	BOCES - DCMO	219,866.00	0.00	219,866.00	96,596.53	98,200.25	25,069.22
<b>2110</b>	<b>TEACHING-REGULAR SCHOOL *</b>	<b>5,050,962.00</b>	<b>-95,751.75</b>	<b>4,955,210.25</b>	<b>1,958,734.97</b>	<b>2,467,519.48</b>	<b>528,955.80</b>
<b>21</b>	<b>**</b>	<b>5,050,962.00</b>	<b>-95,751.75</b>	<b>4,955,210.25</b>	<b>1,958,734.97</b>	<b>2,467,519.48</b>	<b>528,955.80</b>
A 2250.150	CERTIFIED SALARIES	777,956.00	-4,545.56	773,410.44	346,913.10	381,363.40	45,133.94
A 2250.151	CERTIFIED SALARIES - LTA's	0.00	0.00	0.00	10,339.63	23,641.03	-33,980.66

Appropriation Status Detail Report By Function From 7/1/2023 To 1/31/2024

Account	Description	Budget	Adjustments	Adj. Budget	Expensed	Encumbered	Available
A 2250.153	CERTIFIED SALARIES - SUB SPEC ED LTA'S	0.00	213.00	213.00	213.00	0.00	0.00
A 2250.160	CLASSIFIED SALARIES	527,264.00	0.00	527,264.00	281,412.84	234,653.47	11,197.69
A 2250.161	CLASSIFIED SALARIES: SUBS/AIDES	0.00	2,942.47	2,942.47	2,942.47	0.00	0.00
A 2250.163	CLASSIFIED SALARIES: SPEC ED SUBS/AIDES	0.00	1,390.09	1,390.09	639.73	750.36	0.00
A 2250.400	CONTRACTUAL EXPENSES	100,000.00	-5,000.00	95,000.00	54,900.22	38,266.65	1,833.13
A 2250.450	GENERAL SUPPLIES	5,000.00	74.22	5,074.22	4,180.06	498.10	396.06
A 2250.471	TUITION PAYMENTS	165,121.00	0.00	165,121.00	0.00	165,000.00	121.00
A 2250.472	TUITION PAYMENTS	173,122.00	0.00	173,122.00	77,779.76	34,788.57	60,553.67
A 2250.490	BOCES - DCMO	1,944,548.20	0.00	1,944,548.20	867,892.05	828,576.90	248,079.25
<b>2250</b>	<b>PROGRAMS-STUDENTS W/ DISABIL</b>	<b>* 3,693,011.20</b>	<b>-4,925.78</b>	<b>3,688,085.42</b>	<b>1,647,212.86</b>	<b>1,707,538.48</b>	<b>333,334.08</b>
A 2280.490	BOCES SERVICES - DCMO	600,684.00	11,590.36	612,274.36	306,137.18	306,137.18	0.00
<b>2280</b>	<b>OCCUPATIONAL EDUCATION</b>	<b>** 600,684.00</b>	<b>11,590.36</b>	<b>612,274.36</b>	<b>306,137.18</b>	<b>306,137.18</b>	<b>0.00</b>
<b>22</b>		<b>** 4,293,695.20</b>	<b>6,664.58</b>	<b>4,300,359.78</b>	<b>1,953,350.04</b>	<b>2,013,675.66</b>	<b>333,334.08</b>
A 2330.490	BOCES SERVICES	9,600.00	0.00	9,600.00	4,393.50	4,457.50	749.00
<b>2330</b>	<b>TEACHING-SPECIAL SCHOOLS</b>	<b>* 9,600.00</b>	<b>0.00</b>	<b>9,600.00</b>	<b>4,393.50</b>	<b>4,457.50</b>	<b>749.00</b>
<b>23</b>		<b>** 9,600.00</b>	<b>0.00</b>	<b>9,600.00</b>	<b>4,393.50</b>	<b>4,457.50</b>	<b>749.00</b>
A 2610.150	CERTIFIED SALARIES	45,000.00	0.00	45,000.00	18,406.20	20,246.80	6,347.00
A 2610.151	CERTIFIED SALARIES LTA'S	24,020.00	0.00	24,020.00	0.00	0.00	24,020.00
A 2610.450-1	MATERIALS & SUPPLIES-ELEMENTARY	5,000.00	0.00	5,000.00	1,484.84	0.00	3,515.16
A 2610.450-2	MATERIALS & SUPPLIES-SECONDARY	5,000.00	39.06	5,039.06	157.67	180.23	4,701.16
A 2610.450-3	MATERIALS & SUPPLIES-HIGH SCHOOL	0.00	30.95	30.95	30.95	0.00	0.00
A 2610.460-1	LIBRARY AV LOAN-ELEMENTARY	2,841.00	0.00	2,841.00	0.00	0.00	2,841.00
A 2610.460-2	LIBRARY AV LOAN-sSECONDARY	2,841.00	0.00	2,841.00	2,691.40	149.00	0.60
A 2610.490	BOCES SERVICES - DCMO	69,145.00	0.00	69,145.00	34,572.50	34,572.50	0.00
<b>2610</b>	<b>SCHOOL LIBRARY &amp; AUDIOVISUAL</b>	<b>* 153,847.00</b>	<b>70.01</b>	<b>153,917.01</b>	<b>57,343.56</b>	<b>55,148.53</b>	<b>41,424.92</b>
A 2630.151	CERTIFIED SALARIES - LTA's	30,822.00	0.00	30,822.00	11,095.90	16,644.10	3,082.00
A 2630.220	STATE AIDED HARDWARE	16,784.00	-10,000.00	6,784.00	0.00	1,270.20	5,513.80
A 2630.400	MISCELLANEOUS CONTRACTUAL	1,000.00	6,657.31	7,657.31	7,657.31	0.00	0.00
A 2630.450	COMPUTER MATERIALS & SUPPLIES	5,000.00	3,023.80	8,023.80	3,473.84	4,000.00	549.96
A 2630.460	STATE AIDED SOFTWARE	13,617.00	10,000.00	23,617.00	23,230.00	0.00	387.00
A 2630.490	BOCES-COMPUTER ASSISTED INSTRUCTION	177,413.00	6,463.00	183,876.00	91,604.68	92,271.32	0.00
<b>2630</b>	<b>COMPUTER ASSISTED INSTRUCTION</b>	<b>* 244,636.00</b>	<b>16,144.11</b>	<b>260,780.11</b>	<b>137,061.73</b>	<b>114,185.62</b>	<b>9,532.76</b>

Appropriation Status Detail Report By Function From 7/1/2023 To 1/31/2024

Account	Description	Budget	Adjustments	Adj. Budget	Expensed	Encumbered	Available
<b>26</b>		<b>398,483.00</b>	<b>16,214.12</b>	<b>414,697.12</b>	<b>194,405.29</b>	<b>169,334.15</b>	<b>50,957.68</b>
<u>A 2810.150</u>	CERTIFIED SALARIES	266,335.00	-1,154.37	265,180.63	111,929.22	136,512.72	16,738.69
<u>A 2810.160</u>	CLASSIFIED SALARES	39,946.00	1,145.87	41,091.87	25,053.82	16,038.05	0.00
<u>A 2810.450-2</u>	MATERIALS & SUPPLIES-UNADILLA	200.00	0.00	200.00	81.03	0.00	118.97
<u>A 2810.450-3</u>	MATERIALS & SUPPLIES-HIGH SCHOOL	700.00	8.50	708.50	708.50	0.00	0.00
<b>2810</b>	<b>GUIDANCE-REGULAR SCHOOL</b>	<b>307,181.00</b>	<b>0.00</b>	<b>307,181.00</b>	<b>137,772.57</b>	<b>152,550.77</b>	<b>16,857.66</b>
<u>A 2815.160</u>	CLASSIFIED SALARIES	119,111.00	0.00	119,111.00	48,684.52	59,241.40	11,185.08
<u>A 2815.163</u>	CLASSIFIED SALARIES: SUBSTITUTES	3,000.00	7,841.25	10,841.25	10,841.25	0.00	0.00
<u>A 2815.400</u>	MISC CONTRACTUAL	1,400.00	0.00	1,400.00	340.00	0.00	1,060.00
<u>A 2815.450-2</u>	MATERIALS & SUPPLIES-UNADILLA	1,300.00	500.00	1,800.00	1,751.06	36.00	12.94
<u>A 2815.450-3</u>	MATERIALS & SUPPLIES-HIGH SCHOOL	700.00	0.00	700.00	435.02	227.51	37.47
<b>2815</b>	<b>HEALTH SERVICES-REGULAR SCHOOL</b>	<b>125,511.00</b>	<b>8,341.25</b>	<b>133,852.25</b>	<b>62,051.85</b>	<b>59,504.91</b>	<b>12,295.49</b>
<u>A 2820.150</u>	CERTIFIED SALARIES	88,112.00	881.12	88,993.12	42,839.22	46,153.90	0.00
<u>A 2820.450</u>	GENERAL SUPPLIES	5,300.00	-881.12	4,418.88	1,008.78	83.62	3,326.48
<b>2820</b>	<b>PSYCHOLOGICAL SRVC-REG SCHOOL</b>	<b>93,412.00</b>	<b>0.00</b>	<b>93,412.00</b>	<b>43,848.00</b>	<b>46,237.52</b>	<b>3,326.48</b>
<u>A 2825.150</u>	CERTIFIED SALARIES-SOCIAL WORKER	61,126.00	0.00	61,126.00	0.00	0.00	61,126.00
<b>2825</b>	<b>SOCIAL WORK SRVC-REG SCHOOL</b>	<b>61,126.00</b>	<b>0.00</b>	<b>61,126.00</b>	<b>0.00</b>	<b>0.00</b>	<b>61,126.00</b>
<u>A 2850.150</u>	CERTIFIED SALARIES	63,425.00	16,640.97	80,065.97	19,377.99	60,687.98	0.00
<u>A 2850.160</u>	CLASSIFIED SALARIES	6,200.00	0.00	6,200.00	0.00	0.00	6,200.00
<u>A 2850.400</u>	MISCELLANEOUS CONTRACTUAL	500.00	0.00	500.00	480.00	0.00	20.00
<u>A 2850.450</u>	GENERAL SUPPLIES	500.00	0.00	500.00	0.00	0.00	500.00
<b>2850</b>	<b>CO-CURRICULAR ACTIV-REG SCHL</b>	<b>70,625.00</b>	<b>16,640.97</b>	<b>87,265.97</b>	<b>19,857.99</b>	<b>60,687.98</b>	<b>6,720.00</b>
<u>A 2855.150</u>	CERTIFIED SALARIES	175,000.00	0.00	175,000.00	93,447.30	37,555.90	43,996.80
<u>A 2855.160</u>	CLASSIFIED SALARIES	25,000.00	0.00	25,000.00	13,778.30	9,220.80	2,000.90
<u>A 2855.200</u>	EQUIPMENT	3,000.00	0.00	3,000.00	2,855.00	0.00	145.00
<u>A 2855.400</u>	MISCELLANEOUS CONTRACTUAL	2,000.00	0.00	2,000.00	0.00	0.00	2,000.00
<u>A 2855.425</u>	RECONDITIONING UNIFORMS	5,800.00	0.00	5,800.00	0.00	3,826.60	1,973.40
<u>A 2855.447</u>	ORGANIZATIONAL MEMBERSHIPS	3,200.00	0.00	3,200.00	3,034.00	0.00	166.00
<u>A 2855.448</u>	PHYSICALS	13,000.00	0.00	13,000.00	450.00	0.00	12,550.00
<u>A 2855.449</u>	OFFICIALS	34,000.00	0.00	34,000.00	14,267.59	19,732.41	0.00
<u>A 2855.450</u>	GENERAL SUPPLIES	20,000.00	1,200.00	21,200.00	16,158.00	1,116.28	3,925.72
<u>A 2855.476</u>	TRAVEL/CONFERENCE	3,500.00	0.00	3,500.00	0.00	0.00	3,500.00
<u>A 2855.479</u>	PARTICIPATION FEES	5,500.00	0.00	5,500.00	1,934.60	1,930.00	1,635.40

UNATEGO CSD



Appropriation Status Detail Report By Function From 7/1/2023 To 1/31/2024

Account	Description		Budget	Adjustments	Adj. Budget	Expensed	Encumbered	Available
A 2855 490	BOCES		4,875.00	0.00	4,875.00	2,437.50	2,437.50	0.00
2855	INTERSCHOL ATHLETICS-REG SCHL	*	294,875.00	1,200.00	296,075.00	148,362.29	75,819.49	71,893.22
28		**	952,730.00	26,182.22	978,912.22	411,892.70	394,800.67	172,218.85
2		***	11,299,584.02	-42,178.41	11,257,405.61	4,878,236.61	5,265,080.57	1,114,088.43
A 5510.160	NONINSTRUCTIONAL SALARIES		228,752.00	7,960.39	236,712.39	146,470.41	90,241.98	0.00
A 5510.161	WAGES		380,000.00	-18,829.26	361,170.74	158,625.27	197,416.29	5,129.18
A 5510.162	OVERTIME		32,000.00	0.00	32,000.00	14,440.69	17,155.30	404.01
A 5510.163	SUBSTITUTES		8,000.00	4,587.87	12,587.87	2,231.63	10,356.24	0.00
A 5510.166	ATHLETIC TRIPS		23,000.00	0.00	23,000.00	8,969.43	12,310.97	1,719.60
A 5510.167	FIELD TRIPS		9,000.00	0.00	9,000.00	2,421.23	3,021.28	3,557.49
A 5510.168-CS	AFTER SCHOOL LATE RUN		8,000.00	0.00	8,000.00	124.25	3,096.69	4,779.06
A 5510.200	EQUIPMENT		25,000.00	-6,060.19	18,939.81	1,685.41	9,593.66	7,660.74
A 5510.210	BUS		40,000.00	8,770.00	48,770.00	48,770.00	0.01	-0.01
A 5510.400	MISCELLANEOUS CONTRACTUAL		53,600.00	1,466.00	55,066.00	26,959.24	19,808.13	8,298.63
A 5510.410	CONTRACTUAL/LEASED BUS EXPENSE		445,000.00	0.00	445,000.00	159,473.90	285,526.10	0.00
A 5510.448	PHYSICALS		3,500.00	0.00	3,500.00	0.00	0.00	3,500.00
A 5510.450	GENERAL SUPPLIES		20,400.00	0.00	20,400.00	5,034.04	13,224.26	2,141.70
A 5510.454	INSURANCE		19,000.00	2,765.00	21,765.00	21,219.00	546.00	0.00
A 5510.490	BOCES SERVICES - DCMO		2,534.00	6,281.00	8,815.00	3,910.50	4,904.50	0.00
A 5510.540	CLEANING SUPPLIES		2,800.00	0.00	2,800.00	475.90	0.00	2,324.10
A 5510.560	UNIFORMS		1,560.00	0.00	1,560.00	0.00	0.00	1,560.00
A 5510.570	PARTS		33,500.00	0.00	33,500.00	8,764.82	24,735.18	0.00
A 5510.571	GAS AND FUEL		226,700.00	0.00	226,700.00	62,663.54	162,336.46	1,700.00
A 5510.572	OIL AND LUBRICANTS		2,500.00	0.00	2,500.00	0.00	2,500.00	0.00
A 5510.573	TIRES		12,000.00	0.00	12,000.00	1,058.52	2,441.48	8,500.00
5510	DISTRICT TRANSPORT-MEDICAID	*	1,576,846.00	6,940.81	1,583,786.81	673,297.78	859,214.53	51,274.50
A 5530.400	MISCELLANEOUS CONTRACTUAL		23,000.00	16,393.12	39,393.12	35,424.00	3,676.00	293.12
A 5530.454	HEATING FUEL		20,500.00	0.00	20,500.00	3,911.89	16,588.11	0.00
A 5530.463	REFUSE REMOVAL		2,500.00	0.00	2,500.00	1,283.10	916.90	300.00
A 5530.473	WATER/GARAGE		500.00	0.00	500.00	170.00	330.00	0.00
A 5530.477	ELECTRICITY		6,000.00	0.00	6,000.00	3,095.78	2,904.22	0.00
A 5530.478	TELEPHONE		1,000.00	0.00	1,000.00	0.00	0.00	1,000.00
5530	GARAGE BUILDING	*	53,500.00	16,393.12	69,893.12	43,884.77	24,415.23	1,593.12

Appropriation Status Detail Report By Function From 7/1/2023 To 1/31/2024

Account	Description		Budget	Adjustments	Adj. Budget	Expensed	Encumbered	Available
55		**	1,630,346.00	23,333.93	1,653,679.93	717,182.55	883,629.76	52,867.62
5		***	1,630,346.00	23,333.93	1,653,679.93	717,182.55	883,629.76	52,867.62
<u>A 7140.161</u>	NONINSTR SALARIES/AFTERSCHOOL PROG		62,000.00	-3,765.00	58,235.00	16,764.14	0.00	41,470.86
<u>A 7140.400</u>	CONTRACTUAL/AFTERSCHOOL PROG		8,000.00	1,000.00	9,000.00	9,000.00	0.00	0.00
<u>A 7140.450</u>	GENERAL SUPPLIES/AFTERSCHOOL PROG		1,500.00	0.00	1,500.00	754.87	723.77	21.36
7140	RECREATION	*	71,500.00	-2,765.00	68,735.00	26,519.01	723.77	41,492.22
71		**	71,500.00	-2,765.00	68,735.00	26,519.01	723.77	41,492.22
7		***	71,500.00	-2,765.00	68,735.00	26,519.01	723.77	41,492.22
<u>A 9010.800</u>	STATE RETIREMENT		280,000.00	0.00	280,000.00	309,119.75	0.00	-29,119.75
9010	STATE RETIREMENT	*	280,000.00	0.00	280,000.00	309,119.75	0.00	-29,119.75
<u>A 9020.800</u>	TEACHERS' RETIREMENT		666,000.00	0.00	666,000.00	662,285.00	0.00	3,715.00
9020	TEACHERS' RETIREMENT	*	666,000.00	0.00	666,000.00	662,285.00	0.00	3,715.00
<u>A 9030.800</u>	SOCIAL SECURITY		718,000.00	16,017.37	734,017.37	362,601.08	371,416.29	0.00
9030	SOCIAL SECURITY	*	718,000.00	16,017.37	734,017.37	362,601.08	371,416.29	0.00
<u>A 9040.800</u>	WORKERS' COMPENSATION		83,459.00	0.00	83,459.00	82,159.00	0.00	1,300.00
9040	WORKERS' COMPENSATION	*	83,459.00	0.00	83,459.00	82,159.00	0.00	1,300.00
<u>A 9045.800</u>	LIFE INSURANCE		1,500.00	0.00	1,500.00	0.00	0.00	1,500.00
9045	LIFE INSURANCE	*	1,500.00	0.00	1,500.00	0.00	0.00	1,500.00
<u>A 9050.80</u>	UNEMPLOYMENT INSURANCE		13,000.00	0.00	13,000.00	7,421.31	5,578.69	0.00
9050	UNEMPLOYMENT INSURANCE	*	13,000.00	0.00	13,000.00	7,421.31	5,578.69	0.00
<u>A 9060.158-01</u>	HEALTH INS/STIPEND		65,000.00	0.00	65,000.00	2,541.66	0.00	62,458.34
<u>A 9060.801</u>	HEALTH INSURANCE		3,800,000.00	-13,500.00	3,786,500.00	1,770,294.41	1,315,961.57	700,244.02
<u>A 9060.801-BR-A</u>	HEALTH INSURANCE HRA/FSA		40,000.00	-3,000.00	37,000.00	13,943.69	4,163.45	18,892.86
<u>A 9060.801-HB</u>	HEALTH INSURANCE BUYOUT		5,000.00	0.00	5,000.00	0.00	0.00	5,000.00
<u>A 9060.803</u>	DENTAL INSURANCE		80,000.00	0.00	80,000.00	70,333.92	3,665.08	6,001.00
9060	HOSPITAL, MEDICAL & DENTAL INS	*	3,990,000.00	-16,500.00	3,973,500.00	1,857,113.68	1,323,790.10	792,596.22
<u>A 9089.800</u>	UNDISTRIBUTED EXPENDITURES		3,000.00	0.00	3,000.00	2,695.00	0.00	305.00
9089	OTHER	*	3,000.00	0.00	3,000.00	2,695.00	0.00	305.00
90		**	5,754,959.00	-482.63	5,754,476.37	3,283,394.82	1,700,785.08	770,296.47
<u>A 9711.600</u>	SERIAL BONDS/SCHOOL CONST/PRINCIPAL		1,200,000.00	0.00	1,200,000.00	0.00	1,200,000.00	0.00
<u>A 9711.700</u>	SERIAL BONDS/SCHOOL CONST/INTEREST		119,700.00	0.00	119,700.00	59,850.00	59,850.00	0.00
9711	SERIAL BOND	*	1,319,700.00	0.00	1,319,700.00	59,850.00	1,259,850.00	0.00
<u>A 9731.600</u>	BAN-PRINCIPAL-CAPITAL PROJECT		100,000.00	0.00	100,000.00	100,000.00	0.00	0.00

**UNATEGO CSD**



**Appropriation Status Detail Report By Function From 7/1/2023 To 1/31/2024**

Account	Description	Budget	Adjustments	Adj. Budget	Expensed	Encumbered	Available
A 9731.700	BAN-INTEREST-CAPITAL	35,550.00	0.00	35,550.00	490,188.75	0.00	-454,638.75
9731	*	135,550.00	0.00	135,550.00	590,188.75	0.00	-454,638.75
97	**	1,455,250.00	0.00	1,455,250.00	650,038.75	1,259,850.00	-454,638.75
9	***	7,210,209.00	-482.63	7,209,726.37	3,933,433.57	2,960,635.08	315,657.72
<b>Fund ATotals:</b>		<b>24,071,169.00</b>	<b>15,771.52</b>	<b>24,086,940.52</b>	<b>11,475,801.82</b>	<b>10,758,270.69</b>	<b>1,852,868.01</b>
<b>Grand Totals:</b>		<b>24,071,169.00</b>	<b>15,771.52</b>	<b>24,086,940.52</b>	<b>11,475,801.82</b>	<b>10,758,270.69</b>	<b>1,852,868.01</b>



**TREASURER'S REPORT TO  
BOARD OF EDUCATION  
UNATEGO CENTRAL SCHOOL**

**School Lunch Fund Checking**

BALANCE ON HAND: January 1, 2024	\$	166,914.32
VOIDED CHECKS	\$	-
RECEIPTS:		
INTEREST		1.43
SCHOOL LUNCH RECEIPTS JANUARY 2024		\$3,827.00
TRANSFER (DECEMBER SCHOOL LUNCH FUNDS)		\$62,799.00
TRANSFER (FEDERAL SUPPLY CHAIN ASSISTANCE)		\$26,437.00

	Total Receipts \$	82,064.43
	RECEIPTS & BALANCE \$	238,978.75

**DISBURSEMENTS:**

	CHECKS	7332-7348	48,488.14
	WIRES		46,615.33

TOTAL DISBURSEMENTS \$ 96,103.47

BALANCE ON HAND: January 31, 2024 \$ 143,875.28

BANK BALANCE	\$143,810.37
PLUS: BANK ERROR	-
PLUS: IN TRANSIT DEPOSITS	264.91
LESS: OUTSTANDING CHECKS	-
LESS: OUTSTANDING WIRES	-
NET BALANCE IN BANK	<u>\$143,875.28</u>

March 4, 2024  
DATE SUBMITTED

  
DISTRICT TREASURER

UNATEGO CSD

Bank Reconciliation for period ending on 1/31/2024



Account: Community Bank School Lunch Fund  
Cash Account(s): C 200

Ending Bank Balance:		143,610.37
Outstanding Checks (See listing below):	-	0.00
Deposits in Transit:	+	264.91
Other Credits:	+	0.00
Other Debits:	-	0.00

Adjusted Ending Bank Balance:	143,875.28
Cash Account Balance:	143,875.28

Outstanding Check Listing

Check Date	Check Number	Payee	Amount
Outstanding Check Total:			0.00

*David M. [Signature]* 2/14/21

Prepared By

Approved By

**UNATEGO CSD**



**Trial Balance Report From 7/1/2023 - 1/31/2024**

<b>Account</b>	<b>Description</b>	<b>Debits</b>	<b>Credits</b>	<b>Balance</b>
C 200	CASH	521,328.22	377,452.94	143,875.28
C 391TA	DUE FROM TRUST & AGENCY	11,347.89	7,565.26	3,782.63
C 4101	STATE AID RECEIVABLE	101,506.64	83,496.64	18,010.00
C 4102	FEDERAL AID RECEIVABLE	290,260.00	240,044.00	50,216.00
C 445	INVENTORY-SUPPLIES	4,396.91	0.00	4,396.91
C 446	INVENTORY-FOOD	11,511.11	0.00	11,511.11
C 446.1	INVENTORY-USDA	5,930.77	0.00	5,930.77
C 500	PAYROLL CLEARING	97,939.52	88,807.82	9,131.70
C 510	ESTIMATED REVENUES	651,357.00	0.00	651,357.00
C 521	ENCUMBRANCES	562,357.41	255,897.89	306,459.52
C 522	EXPENDITURES	332,266.22	7,330.87	324,935.35
C 630GEN	DUE TO GENERAL FUND	9,801.30	9,828.45	27.15 CR
C 631	DUE TO OTHER GOVERNMENTS	217.76	356.45	138.69 CR
C 806	NOT IN SPENDABLE FORM	0.00	21,838.79	21,838.79 CR
C 821	RESERVE FOR ENCUMBRANCES	255,897.89	562,357.41	306,459.52 CR
C 915	ASSIGNED UNAPPROPRIATED FUND BAL	0.00	170,935.03	170,935.03 CR
C 960	APPROPRIATIONS	0.00	651,357.00	651,357.00 CR
C 980	REVENUES	41,167.00	420,017.09	378,850.09 CR
<b>C Fund Totals:</b>		<b>2,897,285.64</b>	<b>2,897,285.64</b>	<b>0.00</b>
<b>Grand Totals:</b>		<b>2,897,285.64</b>	<b>2,897,285.64</b>	<b>0.00</b>

UNATEGO CSD



Revenue Status Report By Function From 7/1/2023 To 1/31/2024

Account	Description	Budget	Adjustments	Revised Budget	Revenue Earned	Unearned Revenue
<u>C 1445</u>	OTHER FOOD SALES	42,000.00	0.00	42,000.00	19,567.79	22,432.21
<u>C 2401</u>	INTEREST AND EARNINGS	10.00	0.00	10.00	7.55	2.45
<u>C 2701</u>	REFUND OF BOCES AIDED SERVICES	3,247.00	0.00	3,247.00	3,580.51	-333.51
<u>C 2770</u>	MISCELLANEOUS REVENUE	1,000.00	0.00	1,000.00	10.89	989.11
<u>C 3190.1</u>	STATE BREAKFAST	4,000.00	0.00	4,000.00	21,779.00	-17,779.00
<u>C 3190.11</u>	BOCES AID	40,200.00	0.00	40,200.00	0.00	40,200.00
<u>C 3190.2</u>	STATE LUNCH	6,000.00	0.00	6,000.00	59,488.00	-53,488.00
<u>C 3190.SUM</u>	STATE BKFST/LUNCH SUMMER	600.00	0.00	600.00	442.00	158.00
<u>C 4190.1</u>	FEDERAL BREAKFAST	103,000.00	0.00	103,000.00	56,560.00	46,440.00
<u>C 4190.2</u>	FEDERAL LUNCH	346,000.00	0.00	346,000.00	162,199.00	183,801.00
<u>C 4190.2S.N</u>	FEDERAL SNACK	12,000.00	0.00	12,000.00	7,981.00	4,019.00
<u>C 4190.3</u>	SURPLUS FOOD - FEDERAL	42,000.00	0.00	42,000.00	7,886.35	34,113.65
<u>C 4190.SCA</u>	FEDERAL SUPPLY CHAIN ASSISTANCE	29,300.00	0.00	29,300.00	25,437.00	3,863.00
<u>C 4190.SUM</u>	FEDERAL BRKFST/LUNCH SUMMER	22,000.00	0.00	22,000.00	13,911.00	8,089.00
<b>C Totals:</b>		<b>651,357.00</b>	<b>0.00</b>	<b>651,357.00</b>	<b>378,850.09</b>	<b>272,506.91</b>
<b>Grand Totals:</b>		<b>651,357.00</b>	<b>0.00</b>	<b>651,357.00</b>	<b>378,850.09</b>	<b>272,506.91</b>

**UNATEGO CSD**



**Appropriation Status Detail Report By Function From 7/1/2023 To 1/31/2024**

Account	Description	Budget	Adjustments	Adj. Budget	Expensed	Encumbered	Available
<u>C 2860.161</u>	NONINSTRUCTIONAL WAGES	145,500.00	0.00	145,500.00	72,035.36	86,687.40	-13,222.76
<u>C 2860.161-SP</u>	NONINSTRUCTIONAL WAGES/SUM PGM	5,000.00	0.00	5,000.00	8,468.00	0.00	-3,468.00
<u>C 2860.163</u>	SUBSTITUTES	2,500.00	0.00	2,500.00	1,494.55	617.60	387.85
<u>C 2860.200</u>	EQUIPMENT	3,000.00	0.00	3,000.00	2,723.06	0.00	276.94
<u>C 2860.400</u>	CONTRACTUAL EXPENSE	4,500.00	0.00	4,500.00	1,484.11	2,448.85	567.04
<u>C 2860.410</u>	FOOD PURCHASES	290,000.00	0.00	290,000.00	147,907.99	139,261.01	2,831.00
<u>C 2860.411</u>	FOOD - COMMODITIES	41,000.00	0.00	41,000.00	7,886.35	0.00	33,113.65
<u>C 2860.450</u>	MATERIALS AND SUPPLIES	25,000.00	0.00	25,000.00	12,221.57	10,474.47	2,303.96
<u>C 2860.490</u>	BOCES SERVICES	0.00	0.00	0.00	36,293.90	36,293.92	-72,587.82
<u>C 2860.490-.1</u>	BOCES SERVICES/MGMT	72,633.00	0.00	72,633.00	0.00	0.00	72,633.00
<b>2860</b>	<b>SUPPLIES/EQUIPMENT/CONTRACTUAL</b>	<b>589,133.00</b>	<b>0.00</b>	<b>589,133.00</b>	<b>290,514.89</b>	<b>275,783.25</b>	<b>22,834.86</b>
<b>28</b>		<b>589,133.00</b>	<b>0.00</b>	<b>589,133.00</b>	<b>290,514.89</b>	<b>275,783.25</b>	<b>22,834.86</b>
<b>2</b>		<b>589,133.00</b>	<b>0.00</b>	<b>589,133.00</b>	<b>290,514.89</b>	<b>275,783.25</b>	<b>22,834.86</b>
<u>C 9030.800</u>	SOCIAL SECURITY	11,700.00	0.00	11,700.00	6,665.68	7,907.05	-2,872.73
<b>9030</b>	<b>SOCIAL SECURITY</b>	<b>11,700.00</b>	<b>0.00</b>	<b>11,700.00</b>	<b>6,665.68</b>	<b>7,907.05</b>	<b>-2,872.73</b>
<u>C 9040.800</u>	WORKERS' COMPENSATION	5,059.00	0.00	5,059.00	5,059.00	0.00	0.00
<b>9040</b>	<b>WORKERS' COMPENSATION</b>	<b>5,059.00</b>	<b>0.00</b>	<b>5,059.00</b>	<b>5,059.00</b>	<b>0.00</b>	<b>0.00</b>
<u>C 9060.801</u>	HEALTH INSURANCE	45,100.00	0.00	45,100.00	22,515.60	22,584.40	0.00
<u>C 9060.802</u>	DENTAL INSURANCE	365.00	0.00	365.00	180.18	184.82	0.00
<b>9060</b>	<b>HOSPITAL, MEDICAL &amp; DENTAL INS</b>	<b>45,465.00</b>	<b>0.00</b>	<b>45,465.00</b>	<b>22,695.78</b>	<b>22,769.22</b>	<b>0.00</b>
<b>90</b>		<b>62,224.00</b>	<b>0.00</b>	<b>62,224.00</b>	<b>34,420.46</b>	<b>30,676.27</b>	<b>-2,872.73</b>
<b>9</b>		<b>62,224.00</b>	<b>0.00</b>	<b>62,224.00</b>	<b>34,420.46</b>	<b>30,676.27</b>	<b>-2,872.73</b>
<b>Fund CTotals:</b>		<b>651,357.00</b>	<b>0.00</b>	<b>651,357.00</b>	<b>324,935.35</b>	<b>306,459.52</b>	<b>19,962.13</b>
<b>Grand Totals:</b>		<b>651,357.00</b>	<b>0.00</b>	<b>651,357.00</b>	<b>324,935.35</b>	<b>306,459.52</b>	<b>19,962.13</b>

**TREASURER'S REPORT TO  
BOARD OF EDUCATION  
UNATEGO CENTRAL SCHOOL**

**Special Aid Fund Checking**

<b>BALANCE ON HAND: January 1, 2024</b>	<b>\$ 322,679.16</b>
<b>VOIDED CHECKS</b>	<b>\$ -</b>
<b>RECEIPTS:</b>	
<b>INTEREST</b>	<b>2.66</b>
<b>TRANSFERS (FEDERAL FUNDS RECEIVED)</b>	<b>109,479.00</b>

<b>TOTAL RECEIPTS</b>	<b>\$ 109,481.66</b>
<b>RECEIPTS &amp; BALANCE</b>	<b>\$ 432,160.82</b>

**DISBURSEMENTS:**

<b>CHECKS</b>	<b>3573-3577</b>	<b>18,695.67</b>
<b>WIRES</b>		<b>114,374.68</b>

**TOTAL DISBURSEMENTS \$ 133,070.35**

**BALANCE ON HAND: January 31, 2024**

**\$ 299,090.47**

**BANK BALANCE**

**\$295,843.52**

**PLUS: BANK ERROR**

**5,000.00**

**PLUS: IN TRANSIT DEPOSITS**

**-**

**LESS: OUTSTANDING CHECKS**

**1,753.05**

**LESS: OUTSTANDING WIRES**

**-**

**NET BALANCE IN BANK**

**\$299,090.47**

March 4, 2024  
**DATE SUBMITTED**

  
**DISTRICT TREASURER**



Account: Community Bank Special Aid Fund  
Cash Account(s): F 200

Ending Bank Balance:		295,843.52
Outstanding Checks (See listing below):	-	1,753.05
Deposits in Transit:	+	0.00
Other Credits:	+	5,000.00
Other Debits:	-	0.00

Adjusted Ending Bank Balance:	289,090.47
Cash Account Balance:	299,090.47

Outstanding Check Listing

Check Date	Check Number	Payee	Amount
01/04/2024	3573	INSPIRE TO CREATE ENTERPRISES LLC	431.49
01/25/2024	3577	SCHOOL SPECIALTY LLC	1,321.56
Outstanding Check Total:			1,753.05

*Del M. [Signature]* 2/14/2023  
Prepared By

\_\_\_\_\_  
Approved By

**UNATEGO CSD**



**Trial Balance Report From 7/1/2023 - 1/31/2024**

<b>Account</b>	<b>Description</b>	<b>Debits</b>	<b>Credits</b>	<b>Balance</b>
F 200	CASH - CHECKING	1,531,250.83	1,232,160.36	299,090.47
F 4102	FEDERAL AID RECEIVABLE	892,473.37	882,249.41	10,223.96
F 500	PAYROLL CLEARING	721,677.12	663,323.31	58,353.81
F 510	ESTIMATED REVENUES	2,182,920.28	0.00	2,182,920.28
F 521	ENCUMBRANCES	125,524,131.39	124,558,216.12	965,915.27
F 522	EXPENDITURES	1,007,119.30	6,516.75	1,000,602.55
F 630GEN	DUE TO GENERAL FUND	249,886.07	839,665.96	589,779.89 CR
F 821	RESERVE FOR ENCUMBRANCES	124,558,216.12	125,524,131.39	965,915.27 CR
F 960	APPROPRIATIONS	0.00	2,182,920.28	2,182,920.28 CR
F 980	REVENUES	766,041.86	1,544,532.76	778,490.90 CR
<b>F Fund Totals:</b>		<b>257,433,716.34</b>	<b>257,433,716.34</b>	<b>0.00</b>
<b>Grand Totals:</b>		<b>257,433,716.34</b>	<b>257,433,716.34</b>	<b>0.00</b>



Revenue Status Report By Function From 7/1/2023 To 1/31/2024

Account	Description	Budget	Adjustments	Revised Budget	Revenue Earned	Unearned Revenue
<u>F 3289.49.23</u>	UPK ~ Universal Pre-K	44,800.00	0.00	44,800.00	44,024.42	775.58
<u>F 3289.HW.B</u>	STATE AID HEALTHCARE WORKER BONUS	0.00	0.00	0.00	1,614.75	-1,614.75
<u>F 3289.23.24</u>	SUMMER HANDICAPPED 23-24	36,823.29	0.00	36,823.29	0.00	36,823.29
<u>F 3289.49.24</u>	UPK ~ Universal Pre-K 23-24	188,014.00	0.00	188,014.00	94,007.00	94,007.00
<u>F 4126.21.23</u>	TITLE I A&D IMPRV (BASIC) 22-23	133.12	0.00	133.12	0.00	133.12
<u>F 4126.21.24</u>	TITLE I A&D IMPRV (BASIC) 23-24	266,207.00	0.00	266,207.00	73,067.00	193,140.00
<u>F 4256.32.23</u>	PL94-142 IDEA/SEC 611 22-23	11,740.82	0.00	11,740.82	0.00	11,740.82
<u>F 4256.32.24</u>	PL94-142 IDEA/SEC 611 23-24	288,388.00	0.00	288,388.00	82,699.00	205,689.00
<u>F 4256.33.24</u>	PL99-457 IDEA/SEC 619 23-24	6,987.00	0.00	6,987.00	3,573.00	3,414.00
<u>F 4286.218.1</u>	ARP HOMELESS 20-24	1,999.98	0.00	1,999.98	0.00	1,999.98
<u>F 4286.802.1</u>	ESSER 3 03/13/20-9/30/23	578,011.23	0.00	578,011.23	226,152.23	351,859.00
<u>F 4286.882.1</u>	ARP ESSER 1%-SUMMER LEARNING & ENRICHMENT	58,086.55	0.00	58,086.55	42,925.00	15,161.55
<u>F 4286.883.1</u>	ARP ESSER 1%-COMPREHENSIVE AFTER SCHOOL	71,562.14	0.00	71,562.14	24,075.14	47,487.00
<u>F 4286.884.1</u>	ARP ESSER 5%-LOST INSTRUCTIONAL TIME	333,706.11	0.00	333,706.11	94,157.36	239,548.75
<u>F 4286.912.1</u>	ESSER 2 03/13/20-9/30/23	41,828.00	0.00	41,828.00	41,828.00	0.00
<u>F 4289.UP.K2.324</u>	ARP-UPK ALL DAY 23-24	187,200.00	0.00	187,200.00	37,440.00	149,760.00
<u>F 4289.04.24</u>	TITLE IVA ALLOCATION 23-24	21,340.00	0.00	21,340.00	5,939.00	15,401.00
<u>F 4289.47.24</u>	TITLE II (A) TEACH/PRINCIPAL TRAINING/RECRUITMENT 23-24	26,161.00	0.00	26,161.00	6,989.00	19,172.00
<u>F 4289.ELC</u>	ELC GRANT	19,932.04	0.00	19,932.04	0.00	19,932.04
<b>F Totals:</b>		<b>2,182,920.28</b>	<b>0.00</b>	<b>2,182,920.28</b>	<b>778,490.90</b>	<b>1,404,429.38</b>
<b>Grand Totals:</b>		<b>2,182,920.28</b>	<b>0.00</b>	<b>2,182,920.28</b>	<b>778,490.90</b>	<b>1,404,429.38</b>

**UNATEGO CSD**



**Appropriation Status Detail Report By Function From 7/1/2023 To 1/31/2024**

Account	Description	Budget	Adjustments	Adj. Budget	Expensed	Encumbered	Available
<u>F 0424.150-57</u>	TITLE IVA PROFESSIONAL SALARIES 23-24	17,645.00	0.00	17,645.00	7,423.50	11,135.19	-913.69
<u>F 0424.450-57</u>	TITLE IVA SUPPLIES & MATERIALS 23-24	3,695.00	0.00	3,695.00	0.00	3,695.00	0.00
<b>0424</b>	*	<b>21,340.00</b>	<b>0.00</b>	<b>21,340.00</b>	<b>7,423.50</b>	<b>14,830.19</b>	<b>-913.69</b>
<b>04</b>	**	<b>21,340.00</b>	<b>0.00</b>	<b>21,340.00</b>	<b>7,423.50</b>	<b>14,830.19</b>	<b>-913.69</b>
<b>0</b>	***	<b>21,340.00</b>	<b>0.00</b>	<b>21,340.00</b>	<b>7,423.50</b>	<b>14,830.19</b>	<b>-913.69</b>
<u>F 2110.20-0-AESS</u>	ARP-ESSER 3	0.00	91,650.00	91,650.00	91,650.00	0.00	0.00
<u>F 2110.40-0-AESS</u>	ARP-ESSER 3	20,859.48	105,841.00	126,700.48	49,600.00	74,400.00	2,700.48
<u>F 2110.45-0-AESS</u>	ARP-ESSER 3	19,234.00	0.00	19,234.00	0.00	0.00	19,234.00
<u>F 2110.150-0A-ESS</u>	ARP-ESSER 3 PROF SALARY	323,088.75	-143,409.00	179,679.75	109,470.82	147,339.82	-77,130.89
<u>F 2110.160-0A-ESS</u>	ARP-ESSER 3 PROF SUPPORT STAFF	8,000.00	37,568.00	45,568.00	25,889.00	19,678.00	1.00
<b>2110</b>	<b>ARP - SUMMER</b>	<b>371,182.23</b>	<b>91,650.00</b>	<b>462,832.23</b>	<b>276,609.82</b>	<b>241,417.82</b>	<b>-55,195.41</b>
<u>F 2112.150-AR-PEXT</u>	AFTER SCHOOL PROGRAM TEACHER SALARIES	0.00	0.00	0.00	0.00	2,790.45	-2,790.45
<b>2112</b>	<b>ARP SUMMER</b>	<b>0.00</b>	<b>0.00</b>	<b>0.00</b>	<b>0.00</b>	<b>2,790.45</b>	<b>-2,790.45</b>
<u>F 2123.150-57</u>	TITLE 1 - A&D IMPROV/PROF SALARY 22-23	0.12	0.00	0.12	0.00	0.00	0.12
<u>F 2123.450-57</u>	TITLE I - A&D IMPROV/SUPPLIES 22-23	133.00	0.00	133.00	0.00	0.00	133.00
<b>2123</b>	*	<b>133.12</b>	<b>0.00</b>	<b>133.12</b>	<b>0.00</b>	<b>0.00</b>	<b>133.12</b>
<u>F 2124.150-57</u>	TITLE 1 - A&D IMPROV/PROF SALARY 23-24	170,630.00	0.00	170,630.00	69,903.96	154,395.24	-53,669.20
<u>F 2124.450-57</u>	TITLE I - A&D IMPROV/SUPPLIES 23-24	8,290.00	0.00	8,290.00	0.00	8,190.00	100.00
<u>F 2124.800-57</u>	TITLE I - A&D IMPROV BENEFITS 23-24	87,287.00	0.00	87,287.00	30,350.00	0.00	56,937.00
<b>2124</b>	*	<b>266,207.00</b>	<b>0.00</b>	<b>266,207.00</b>	<b>100,253.96</b>	<b>162,585.24</b>	<b>3,367.80</b>
<b>21</b>	**	<b>637,522.35</b>	<b>91,650.00</b>	<b>729,172.35</b>	<b>376,863.78</b>	<b>406,793.51</b>	<b>-54,484.94</b>
<u>F 2250.080-0A-ESS</u>	ESSER 3 03/13/20-9/30/23	206,829.00	-91,650.00	115,179.00	0.00	0.00	115,179.00
<b>2250</b>	<b>PROGRAMS-STUDENTS W/ DISABIL</b>	<b>206,829.00</b>	<b>-91,650.00</b>	<b>115,179.00</b>	<b>0.00</b>	<b>0.00</b>	<b>115,179.00</b>
<u>F 2253.472-57-2324</u>	SUMMER/TUITION/RESIDENTIAL 23-24	36,823.29	0.00	36,823.29	36,823.29	0.00	0.00
<b>2253</b>	<b>TUITION/MAINTENANCE</b>	<b>36,823.29</b>	<b>0.00</b>	<b>36,823.29</b>	<b>36,823.29</b>	<b>0.00</b>	<b>0.00</b>
<b>22</b>	**	<b>243,652.29</b>	<b>-91,650.00</b>	<b>152,002.29</b>	<b>36,823.29</b>	<b>0.00</b>	<b>115,179.00</b>
<u>F 2815.16</u>	ELC GRANT-SALARIES	6,520.75	0.00	6,520.75	0.00	0.00	6,520.75
<u>F 2815.40</u>	ELC GRANT-CONTRACTUAL	7,423.42	0.00	7,423.42	0.00	0.00	7,423.42
<u>F 2815.45</u>	ELC GRANT-SUPPLIES	2,000.00	0.00	2,000.00	0.00	0.00	2,000.00
<u>F 2815.80</u>	ELC GRANT-BENEFITS	3,987.87	0.00	3,987.87	0.00	0.00	3,987.87
<u>F 2815.160-HW-B</u>	HWB HEALTH SERVICE	0.00	0.00	0.00	1,500.00	0.00	-1,500.00
<u>F 2815.800-HW-B</u>	HWB HEALTH BENEFITS	0.00	0.00	0.00	114.75	0.00	-114.75

Appropriation Status Detail Report By Function From 7/1/2023 To 1/31/2024

Account	Description	Budget	Adjustments	Adj. Budget	Expensed	Encumbered	Available
2815	*	19,932.04	0.00	19,932.04	1,614.75	0.00	18,317.29
28	**	19,932.04	0.00	19,932.04	1,614.75	0.00	18,317.29
2	***	901,106.68	0.00	901,106.68	415,301.82	406,793.51	79,011.35
F 3223.150-57	IDEA-PT B/SEC 611/PROF SALARY 22-23	1,478.88	0.00	1,478.88	0.00	0.00	1,478.88
F 3223.400-57	IDEA-PT B/SEC 611/PUR SERVICES 22-23	10,261.94	0.00	10,261.94	0.00	0.00	10,261.94
3223	*	11,740.82	0.00	11,740.82	0.00	0.00	11,740.82
F 3224.150-57	IDEA-PT B/SEC 611/SUPPORT STAFF 23-24	253,656.00	0.00	253,656.00	105,484.27	148,169.73	2.00
F 3224.800-57	IDEA-PT B/SEC 611/BENEFITS 23-24	34,732.00	0.00	34,732.00	28,540.00	0.00	6,192.00
3224	*	288,388.00	0.00	288,388.00	134,024.27	148,169.73	6,194.00
32	**	300,128.82	0.00	300,128.82	134,024.27	148,169.73	17,934.82
F 3323.160-57	IDEA-PT B/SEC 619/SUPPORT STAFF 22-23	0.00	0.00	0.00	0.00	0.00	0.00
3323	*	0.00	0.00	0.00	0.00	0.00	0.00
F 3324.160-57	IDEA-PT B/SEC 619/SUPPORT STAFF 23-24	6,987.00	0.00	6,987.00	4,109.28	2,877.72	0.00
3324	*	6,987.00	0.00	6,987.00	4,109.28	2,877.72	0.00
33	**	6,987.00	0.00	6,987.00	4,109.28	2,877.72	0.00
3	***	307,115.82	0.00	307,115.82	138,133.55	151,047.45	17,934.82
F 4724.150-57	TITLE IIA - PROFESSIONAL SALARIES 23-24	21,634.00	0.00	21,634.00	8,741.24	13,165.76	-273.00
F 4724.450-57	TITLE IIA - PROFESSIONAL SALARIES 23-24	4,527.00	0.00	4,527.00	0.00	4,526.95	0.05
4724	*	26,161.00	0.00	26,161.00	8,741.24	17,692.71	-272.95
47	**	26,161.00	0.00	26,161.00	8,741.24	17,692.71	-272.95
F 4923.150-UP-K	ARP-FULL DAY UPK	0.00	0.00	0.00	1,880.97	0.00	-1,880.97
F 4923.160-22-23	STATE EXPENSE UPK 2022-23	0.00	0.00	0.00	0.00	32,207.03	-32,207.03
F 4923.160-UP-K	ARP-FULL DAY UPK	0.00	0.00	0.00	413.40	0.00	-413.40
F 4923.200-22-23	STATE EXP UPK EQUIPMENT	0.00	44,800.00	44,800.00	44,024.60	0.00	775.40
F 4923.450-23-24	STATE EXP UPK SUPPLIES	0.00	0.00	0.00	240.88	0.00	-240.88
4923	*	0.00	44,800.00	44,800.00	46,559.85	32,207.03	-33,966.88
F 4924.150-23-24	STATE EXPENSE UPK 2023-24	27,815.00	0.00	27,815.00	11,573.60	16,241.10	0.30
F 4924.150-UP-K	ARP-FULL DAY UPK	138,870.00	0.00	138,870.00	62,022.37	80,018.46	-3,170.83
F 4924.160-23-24	STATE EXPENSE UPK 2023-24	57,270.00	0.00	57,270.00	25,669.33	0.00	31,600.67
F 4924.200-23-24	STATE EXP UPK EQUIPMENT 23-24	15,000.00	8,400.00	23,400.00	0.00	21,000.00	2,400.00
F 4924.400-23-24	STATE EXP UPK PURCHASED SVCS 23-24	13,980.00	0.00	13,980.00	0.00	0.00	13,980.00
F 4924.400-UP-K	ARP-FULL DAY UPK	18,720.00	0.00	18,720.00	0.00	0.00	18,720.00

Appropriation Status Detail Report By Function From 7/1/2023 To 1/31/2024

Account	Description	Budget	Adjustments	Adj. Budget	Expensed	Encumbered	Available
<u>F 4924.450-23-24</u>	STATE EXP UPK SUPPLIES	27,650.00	0.00	27,650.00	7,920.47	7,989.40	11,740.13
<u>F 4924.800-23-24</u>	STATE EXP UPK EMP BENEFITS 23-24	46,299.00	-8,400.00	37,899.00	23,513.00	0.00	14,386.00
<u>F 4924.800-UP-K</u>	ARP-FULL DAY UPK	29,610.00	0.00	29,610.00	0.00	0.00	29,610.00
<b>4924</b>	*	<b>375,214.00</b>	<b>0.00</b>	<b>375,214.00</b>	<b>130,698.77</b>	<b>125,248.96</b>	<b>119,266.27</b>
<b>49</b>	**	<b>375,214.00</b>	<b>44,800.00</b>	<b>420,014.00</b>	<b>177,258.62</b>	<b>157,455.99</b>	<b>85,299.39</b>
<b>4</b>	***	<b>401,375.00</b>	<b>44,800.00</b>	<b>446,175.00</b>	<b>185,999.86</b>	<b>175,148.70</b>	<b>85,026.44</b>
<u>F 5218.160</u>	ARP HOMELESS	0.00	0.00	0.00	0.00	2,350.87	-2,350.87
<u>F 5218.450</u>	ARP HOMELSS	1,999.98	0.00	1,999.98	0.00	0.00	1,999.98
<b>5218</b>	*	<b>1,999.98</b>	<b>0.00</b>	<b>1,999.98</b>	<b>0.00</b>	<b>2,350.87</b>	<b>-350.89</b>
<b>52</b>	**	<b>1,999.98</b>	<b>0.00</b>	<b>1,999.98</b>	<b>0.00</b>	<b>2,350.87</b>	<b>-350.89</b>
<u>F 5882..15-0</u>	ARP ESSER 1%-SUMMER LEARNIGN & ENRICHMENT	49,298.61	-19,715.00	29,583.61	29,583.70	0.00	-0.09
<u>F 5882..16-0</u>	ARP ESSER 1%-SUMMER LEARNING & ENRICHMENT	5,639.96	16,770.00	22,409.96	22,407.82	0.00	2.14
<u>F 5882..80-0</u>	ARP ESSER 1%-SUMMER LEARNING & ENRICHMENT	3,147.98	2,945.00	6,092.98	6,095.00	0.00	-2.02
<b>5882</b>	ARP ESSER 1%-SUMMER LEARNING & ENRICHMENT *	<b>58,086.55</b>	<b>0.00</b>	<b>58,086.55</b>	<b>58,086.52</b>	<b>0.00</b>	<b>0.03</b>
<u>F 5883..15-0</u>	ARP ESSER 1%-COMPREHENSIVE AFTER SCHOOL SALARIES	22,530.07	0.00	22,530.07	5,717.20	16,701.12	111.75
<u>F 5883..16-0</u>	ARP ESSER 1%-COMPREHENSIVE AFTER SCHOOL	25,300.89	0.00	25,300.89	15,494.47	18,198.59	-8,392.17
<u>F 5883..45-0</u>	ARP ESSER 1%-COMPREHENSIVE AFTER SCHOOL	14,893.54	0.00	14,893.54	11,524.00	0.00	3,369.54
<u>F 5883..80-0</u>	ARP ESSER 1%-COMPREHENSIVE AFTER SCHOOL	8,837.64	0.00	8,837.64	0.00	0.00	8,837.64
<b>5883</b>	ARP ESSER 1% COMPREHENSIVE AFTER SCHOOL *	<b>71,562.14</b>	<b>0.00</b>	<b>71,562.14</b>	<b>32,735.67</b>	<b>34,899.71</b>	<b>3,926.76</b>
<u>F 5884..15-0</u>	ARP ESSER 5%-LOST INSTRUCTIONAL TIME	216,328.04	0.00	216,328.04	121,093.47	180,844.84	-85,610.27
<u>F 5884..40-0</u>	ARP ESSER 5%-LOST INSTRUCTIONAL TIME CONTRACTUAL	0.00	0.00	0.00	0.00	0.00	0.00
<u>F 5884..80-0</u>	ARP ESSER 5%-LOST INSTRUCTIONAL TIME	117,378.07	0.00	117,378.07	0.00	0.00	117,378.07
<b>5884</b>	ARP ESSER 5% LOST INSTRUCTIONAL TIME *	<b>333,706.11</b>	<b>0.00</b>	<b>333,706.11</b>	<b>121,093.47</b>	<b>180,844.84</b>	<b>31,767.80</b>
<b>58</b>	**	<b>463,354.80</b>	<b>0.00</b>	<b>463,354.80</b>	<b>211,915.66</b>	<b>215,744.55</b>	<b>35,694.59</b>

**UNATEGO CSD**




**Appropriation Status Detail Report By Function From 7/1/2023 To 1/31/2024**

Account	Description		Budget	Adjustments	Adj. Budget	Expensed	Encumbered	Available
5		***	465,354.78	0.00	465,354.78	211,915.66	218,095.42	35,343.70
F 9121.150	ESSER 2 03/13/20-9/30/23		21,932.00	0.00	21,932.00	28,428.16	0.00	-6,496.16
F 9121.400	ESSER 2 03/13/20-9/30/23		12,400.00	0.00	12,400.00	12,400.00	0.00	0.00
F 9121.490	ESSER 2 03/13/20-9/30/23		7,496.00	0.00	7,496.00	0.00	0.00	7,496.00
F 9121.800	ESSER 2 Benefits 03/13/20-9/30/23		0.00	0.00	0.00	1,000.00	0.00	-1,000.00
9121	ESSER 2	*	41,828.00	0.00	41,828.00	41,828.16	0.00	-0.16
91		**	41,828.00	0.00	41,828.00	41,828.16	0.00	-0.16
9		***	41,828.00	0.00	41,828.00	41,828.16	0.00	-0.16
<b>Fund FTotals:</b>			<b>2,138,120.28</b>	<b>44,800.00</b>	<b>2,182,920.28</b>	<b>1,000,602.55</b>	<b>965,915.27</b>	<b>216,402.46</b>
<b>Grand Totals:</b>			<b>2,138,120.28</b>	<b>44,800.00</b>	<b>2,182,920.28</b>	<b>1,000,602.55</b>	<b>965,915.27</b>	<b>216,402.46</b>

**TREASURER'S REPORT TO  
BOARD OF EDUCATION  
UNATEGO CENTRAL SCHOOL**

**Capital Fund Checking**

<b>BALANCE ON HAND: January 1, 2024</b>			<b>\$ 3,229,861.22</b>
<b>VOIDED CHECKS</b>			<b>\$ -</b>
<b>RECEIPTS:</b>			
	<b>INTEREST</b>		<b>21.72</b>
		<b>TOTAL RECEIPTS</b>	<b>\$ 21.72</b>
		<b>RECEIPTS &amp; BALANCE</b>	<b>\$ 3,229,882.94</b>
<b>DISBURSEMENTS:</b>	<b>EFT/Wire Trans. Checks</b>	<b>2046-2054</b>	
			<b>\$ -</b>
			<b>\$ 1,683,319.30</b>
		<b>TOTAL DISBURSEMENTS</b>	<b>\$ 1,683,319.30</b>
<b>BALANCE ON HAND: January 31, 2024</b>			<b>\$ 1,546,563.64</b>
<hr/>			
<b>BANK BALANCE</b>			<b>\$1,546,563.64</b>
<b>PLUS: BANK ERROR</b>			<b>-</b>
<b>PLUS: IN TRANSIT DEPOSITS</b>			<b>-</b>
<b>LESS: OUTSTANDING CHECKS</b>			<b>-</b>
<b>LESS: OUTSTANDING WIRES</b>			<b>-</b>
<b>NET BALANCE IN BANK</b>			<b>\$1,546,563.64</b>
<hr/>			
<b>March 4, 2024</b>			
<b>DATE SUBMITTED</b>			
			
		<b>DISTRICT TREASURER</b>	



Account: Community Bank Capital Fund  
Cash Account(s): H 200

Ending Bank Balance:		1,546,563.64
Outstanding Checks (See listing below):	-	0.00
Deposits in Transit:	+	0.00
Other Credits:	+	0.00
Other Debits:	-	0.00

Adjusted Ending Bank Balance:		1,546,563.64
Cash Account Balance:		1,546,563.64

Outstanding Check Listing

Check Date	Check Number	Payee	Amount
Outstanding Check Total:			0.00

Dad M. Luttrell  
Prepared By

\_\_\_\_\_  
Approved By

**UNATEGO CSD**

**Trial Balance Report From 7/1/2023 - 1/31/2024**



Account	Description	Debits	Credits	Balance
H 200	CASH	15,752,601.29	14,206,037.65	1,546,563.64
H 2002NYH	NY CLASS CAPITAL	6,141,259.53	0.00	6,141,259.53
H 391GEN	DUE FROM GENERAL FUND	8,938,508.22	8,534,640.31	403,867.91
H 521	ENCUMBRANCES	11,184,994.15	5,323,581.57	5,861,412.58
H 522	EXPENDITURES	5,346,322.00	262,030.00	5,084,292.00
H 599	APPROPRIATED FUND BALANCE	11,129,964.15	0.00	11,129,964.15
H 605.BLANDING	RETAINAGE/BLANDING ELECTRIC	-27,758.49	0.00	27,758.49 CR
H 605.MANC GC	RETAINAGE/ANDREW R MANCINI ASSOC	-105,190.98	3,020.43	108,211.41 CR
H 605.PICC MECH	RETAINAGE/PICCIRILLI MECH	-60,310.48	0.00	60,310.48 CR
H 605.PICC PLUM	RETAINAGE/PICCIRILLI PLUMB	-41,048.18	0.00	41,048.18 CR
H 605.VEHICLE	RETAINAGE/VEHICLE SERVICE GROUP LLC	-8,849.54	0.00	8,849.54 CR
H 626	BOND ANTICIPATION NOTES PAYABLE	3,000,000.00	15,900,000.00	12,900,000.00 CR
H 630DEBT	DUE TO DEBT SERVICE	0.00	210,266.87	210,266.87 CR
H 821	RESERVE FOR ENCUMBRANCES	5,323,581.57	11,184,994.15	5,861,412.58 CR
H 915	ASSIGNED UNAPPROPRIATED FUND BAL	0.00	11,118,753.15	11,118,753.15 CR
H 917.2021PRERE	2021 PRE-REFERRENDUM TO CAPITAL PROJ.	11,295,930.24	0.00	11,295,930.24
H 917.EPC	EPC FUND BALANCE	3,484.80	0.00	3,484.80
H 917.SSB	SMART SCHOOL BOND FUND BALANCE	1,034,640.31	0.00	1,034,640.31
H 960	APPROPRIATIONS	0.00	11,129,964.15	11,129,964.15 CR
H 980	REVENUES	0.00	1,034,840.31	1,034,840.31 CR
<b>H Fund Totals:</b>		<b>78,908,128.59</b>	<b>78,908,128.59</b>	<b>0.00</b>
<b>Grand Totals:</b>		<b>78,908,128.59</b>	<b>78,908,128.59</b>	<b>0.00</b>



**UNATEGO CSD**



**Revenue Status Report By Function From 7/1/2023 To 1/31/2024**

<b>Account</b>	<b>Description</b>	<b>Budget</b>	<b>Adjustments</b>	<b>Revised Budget</b>	<b>Revenue Earned</b>	<b>Unearned Revenue</b>
H 2770	MISCELLANEOUS	0.00	0.00	0.00	200.00	-200.00
H 3297.-SS.B	SMART SCHOOLS BOND	0.00	0.00	0.00	1,034,640.31	-1,034,640.31
<b>H Totals:</b>		<b>0.00</b>	<b>0.00</b>	<b>0.00</b>	<b>1,034,840.31</b>	<b>-1,034,840.31</b>
<b>Grand Totals:</b>		<b>0.00</b>	<b>0.00</b>	<b>0.00</b>	<b>1,034,840.31</b>	<b>-1,034,840.31</b>

**UNATEGO CSD**



**Appropriation Status Detail Report By Function From 7/1/2023 To 1/31/2024**

Account	Description	Budget	Adjustments	Adj. Budget	Expensed	Encumbered	Available
<u>H 1519.240-1</u>	A-VERDI/STORAGE	0.00	1,764.00	1,764.00	4,760.00	3,004.00	-6,000.00
1519	*	0.00	1,764.00	1,764.00	4,760.00	3,004.00	-6,000.00
15	**	0.00	1,764.00	1,764.00	4,760.00	3,004.00	-6,000.00
1	***	0.00	1,764.00	1,764.00	4,760.00	3,004.00	-6,000.00
<u>H 2018.240-6-1</u>	DELTA/2019 CAPITAL PROJECT (ARCHITECT & ENGINEER EXPENSES)	0.00	386,888.00	386,888.00	215,250.00	171,638.00	0.00
<u>H 2018.240-6-3</u>	R.G. TIMBS /2019 CAPITAL (FINANCIAL ADVISOR )	0.00	0.00	0.00	7,290.00	0.00	-7,290.00
<u>H 2018.240-6-6</u>	SCHOOL HOUSE	0.00	592,084.00	592,084.00	134,000.00	458,084.00	0.00
<u>H 2018.244-61</u>	ORRICK, HERRINGTON, & SUTCLIFFE, LLP LEGAL SERVICES	0.00	0.00	0.00	12,430.00	0.00	-12,430.00
<u>H 2018.293</u>	GENERAL CONSTRUCTION - PHASE 1	0.00	4,767,000.00	4,767,000.00	2,164,228.23	2,605,792.20	-3,020.43
<u>H 2018.294</u>	MECHANICAL CONTRACT - PHASE 1	0.00	1,687,000.00	1,687,000.00	1,078,861.62	480,790.38	127,348.00
<u>H 2018.295</u>	PLUMBING CONTRACT - PHASE 1	0.00	1,117,000.00	1,117,000.00	735,311.57	296,036.43	85,652.00
<u>H 2018.296</u>	ELECTRICAL CONSTRUCTION CONTRACT - PHASE 1	0.00	2,266,690.00	2,266,690.00	555,169.79	1,711,520.21	0.00
2018	2019 CAPITAL PROJECT	0.00	10,816,662.00	10,816,662.00	4,902,541.21	5,723,861.22	190,259.57
20	**	0.00	10,816,662.00	10,816,662.00	4,902,541.21	5,723,861.22	190,259.57
2	***	0.00	10,816,662.00	10,816,662.00	4,902,541.21	5,723,861.22	190,259.57
<u>H 5006.293-1</u>	VEHICLE SERVICE GROUP LLC/BUS LIFT	0.00	311,538.15	311,538.15	176,990.79	134,547.36	0.00
5006	*	0.00	311,538.15	311,538.15	176,990.79	134,547.36	0.00
50	**	0.00	311,538.15	311,538.15	176,990.79	134,547.36	0.00
5	***	0.00	311,538.15	311,538.15	176,990.79	134,547.36	0.00
<b>Fund HTotals:</b>		<b>0.00</b>	<b>11,129,964.15</b>	<b>11,129,964.15</b>	<b>5,084,292.00</b>	<b>5,861,412.58</b>	<b>184,259.57</b>
<b>Grand Totals:</b>		<b>0.00</b>	<b>11,129,964.15</b>	<b>11,129,964.15</b>	<b>5,084,292.00</b>	<b>5,861,412.58</b>	<b>184,259.57</b>

**TREASURER'S REPORT TO  
BOARD OF EDUCATION  
UNATEGO CENTRAL SCHOOL**

**Trust & Agency Fund Checking**

**BALANCE ON HAND: January 1, 2024** \$ 188,191.51

**VOIDED CHECKS** \$ -

**RECEIPTS:**

INTEREST	3.27
HEALTH INSURANCE	28,873.06
HS ORGANIZATION (INTERACT)	20.00
ICE CREAM SOCIAL DONATION	100.00
PAYROLL SUMMARIES	894,032.88
TRANSFER (HEALTH INSURANCE FROM GENERAL)	209,789.10
TRANSFER (HEALTH INSURANCE FROM SCHOOL LUNCH)	3,782.63
WRESTLING CONCESSIONS	2,071.00

**TOTAL RECEIPTS** 1,136,871.74

**RECEIPTS & BALANCE** \$ 1,324,863.25

**DISBURSEMENTS:**

	<b>CHECKS</b>	<b>9790-9804</b>	<b>3643-3655</b>	<b>1,134,577.47</b>
	<b>WIRES</b>	<b>3663-3686</b>		-

**TOTAL DISBURSEMENTS** \$ 1,134,577.47

**BALANCE ON HAND: January 31, 2024** \$ 190,285.78

**BANK BALANCE** \$581,153.33

PLUS: BANK ERROR	-
PLUS: IN TRANSIT DEPOSITS	-
LESS: OUTSTANDING CHECKS	230,712.54
LESS: OUTSTANDING WIRES	140,155.01
LESS: OUTSTANDING ERS	-

**NET BALANCE IN BANK** \$ 190,285.78

March 4, 2024

  
DISTRICT TREASURER



Account: Community Bank T & A Fund  
Cash Account(s): TA 200

Ending Bank Balance:		561,153.33
Outstanding Checks (See listing below):	-	230,712.54
Deposits in Transit:	+	0.00
Other Credits:	+	0.00
Other Debits:	-	140,155.01

Adjusted Ending Bank Balance:	190,285.78
Cash Account Balance:	190,285.78

Outstanding Check Listing

Check Date	Check Number	Payee	Amount
05/25/2023	9638	KAITLYN HENN	25.00
06/01/2023	9648	ADRIAN BROWN	40.00
06/01/2023	9650	KOLTON DECKER	10.00
06/01/2023	9653	LUCAS ETZL	25.00
06/01/2023	9657	ETHAN LEBOURVEAU	25.00
06/01/2023	9665	HOLLY SMITH	10.00
01/25/2024	9802	CASEBP	229,536.00
01/25/2024	9804	METROPOLITAN LIFE INSURANCE CO	1,041.54
<b>Outstanding Check Total:</b>			<b>230,712.54</b>

*Dan M. [Signature]* 2/14/24  
Prepared By

Approved By

**UNATEGO CSD**



**Trial Balance Report From 7/1/2023 - 1/31/2024**

Account	Description	Debits	Credits	Balance
TA 200	CASH - CHECKING - TA	7,427,890.87	7,237,605.09	190,285.78
TA 200BRA	CASH - CHECKING - BENEFIT REIMBURSEMENT - TA	23,589.73	21,955.77	1,633.96
TA 203	CASH CHECKING - PAYROLL	1,665.77	831.89	833.88
TA 204	CASH IN EXTRA CLASSROOM ACCOUNTS	96,656.11	0.00	96,656.11
TA 218.1	EMPLOYEES RETIREMENT	31,647.12	31,615.57	31.55
TA 220.1	HEALTH INSURANCE	2,145,938.23	2,181,414.34	35,476.11 CR
TA 220.2	DENTAL INSURANCE	45,739.56	50,909.66	5,170.10 CR
TA 228	EXTRA CLASSROOM	0.00	96,656.11	96,656.11 CR
TA 391GEN	DUE FROM GENERAL FUND	10,139.79	8,282.12	1,857.67
TA 630GEN	DUE TO GENERAL FUND	651,136.80	678,714.05	27,577.25 CR
TA 630SL	DUE TO SCHOOL LUNCH FUND	7,565.26	11,347.89	3,782.63 CR
TA 850.1	STUDENT MATH COLLEGE COURSE	0.00	1,190.00	1,190.00 CR
TA 850.10	FLEXIBLE SPENDING/MEDICAL	16,636.51	37,543.02	20,906.51 CR
TA 850.14	6TH GRADE PICTURES	0.00	166.25	166.25 CR
TA 850.20	FLEXIBLE SPENDING/DEPENDANT CARE	1,053.23	2,106.46	1,053.23 CR
TA 850.2021	CLASS 2021	0.00	50.00	50.00 CR
TA 850.22	CLASS 2013/2014/2015	0.00	95.00	95.00 CR
TA 850.23	DONATIONS/OLYMPIA-TARGET	0.00	178.87	178.87 CR
TA 850.24	HS LIBRARY FUND	0.00	2,038.75	2,038.75 CR
TA 850.25	SCHOLASTIC BOOK FAIR	0.00	2,332.88	2,332.88 CR
TA 850.5	AWARDS	0.00	3,985.96	3,985.96 CR
TA 850.56	BETTIOLAWARD	0.00	2,000.00	2,000.00 CR
TA 850.57	MIKE HURLBURT SCHOLARSHIP	0.00	25.00	25.00 CR
TA 850.59	J & J SNOBKOWSKI SCHOLARSHIP	0.00	1,250.00	1,250.00 CR
TA 850.7	DOLLARS FOR SCHOLARS DONATION	0.00	9,802.00	9,802.00 CR
TA 850ATHL	ATHLETICS	0.00	6,062.93	6,062.93 CR
TA 850BBB	BOYS BASKETBALL	0.00	999.19	999.19 CR
TA 850BC	BOOSTER CLUB	0.00	1,053.05	1,053.05 CR
TA 850BOOKS	THOUSAND BOOKS/DONATION	0.00	3,264.94	3,264.94 CR
TA 850BRA	BENEFIT REIMBURSEMENT ACCOUNT	36,189.07	55,906.30	19,717.23 CR
TA 850BSOC	BOYS SOCCER	0.00	129.90	129.90 CR
TA 850CASSC	CASSC COURSE	0.00	120.00	120.00 CR
TA 850CC	COMMON CORE	0.00	1,160.00	1,160.00 CR
TA 850CHEER	CHEERLEADER & DANZ	0.00	896.96	896.96 CR
TA 850DANCE	DANCE TEAM	0.00	500.00	500.00 CR
TA 850DODD	CAROL DODD SCHOLARSHIP	0.00	115.00	115.00 CR
TA 850DT	DEBATE TEAM/NAT'L FORENSICS	0.00	565.22	565.22 CR
TA 850ENR	ENRICHMENT	0.00	475.72	475.72 CR
TA 850GBB	GIRLS BASKETBALL	0.00	98.35	98.35 CR
TA 850GSB	GIRLS SOFTBALL	0.00	292.24	292.24 CR
TA 850GSOC	GIRLS SOCCER	0.00	1,329.02	1,329.02 CR
TA 850GVB	GIRLS VOLLEYBALL	3,490.67	7,407.55	3,916.88 CR
TA 850HELP	HELPING HANDS	1,092.54	5,422.13	4,329.59 CR
TA 850INTERACT	INTERACT CLUB	650.00	3,511.00	2,861.00 CR
TA 850JACKETS	UNATEGO SPARTAN JACKETS	0.00	7.16	7.16 CR
TA 850MUSIC	MUSIC DEPT	0.00	2,000.00	2,000.00 CR

**UNATEGO CSD**



**Trial Balance Report From 7/1/2023 - 1/31/2024**

<b>Account</b>	<b>Description</b>	<b>Debits</b>	<b>Credits</b>	<b>Balance</b>	
TA 850PARCE	DONATION/ANY USE/PARCE	0.00	1,000.00	1,000.00	CR
TA 850REIMB	REIMBURSEMENT	61.00	122.00	61.00	CR
TA 850SF	SCIENCE FUND	0.00	7,567.52	7,567.52	CR
TA 850SFSCH	SCIENCE FUND SCHOLARSHIP	2,017.45	16,179.22	14,161.77	CR
TA 850SSD	SOUND SYSTEM DONATIONS	0.00	918.21	918.21	CR
TA 850UCC	UNATEGO COMMUNITY CHURCH	0.00	150.00	150.00	CR
TA 850UFT	UNADILLA FIELD TRIPS	0.00	103.50	103.50	CR
TA 850WREST	WRESTLING	1,877.41	3,938.28	2,060.87	CR
TA 850XC	CROSS COUNTRY	0.00	1,645.05	1,645.05	CR
<b>TA Fund Totals:</b>		<b>10,505,037.12</b>	<b>10,505,037.12</b>	<b>0.00</b>	
<b>Grand Totals:</b>		<b>10,505,037.12</b>	<b>10,505,037.12</b>	<b>0.00</b>	

**TREASURER'S REPORT TO  
BOARD OF EDUCATION  
UNATEGO CENTRAL SCHOOL**

**Benefit Reimbursement Account**

<b>BALANCE ON HAND:</b> January 1, 2024	\$ 3,408.92
<b>VOIDED CHECKS:</b>	\$ -
<b>RECEIPTS:</b> INTEREST	\$ -
PAYROLL TRANSFERS FROM TRUST & AGENCY	1,150.00

**TOTAL RECEIPTS \$ 1,150.00**

**RECEIPTS & BALANCE \$ 4,558.92**

<b>DISBURSEMENTS:</b> CHECKS	3663-3686	1,067.29
WIRES	3693	1,857.67

**TOTAL DISBURSEMENTS \$ 2,924.96**

**BALANCE ON HAND: January 31, 2024 \$ 1,633.96**

---

**BANK BALANCE \$2,541.06**

**PLUS: BANK ERROR** :

**PLUS: IN TRANSIT DEPOSITS** 332.10

**LESS: OUTSTANDING CHECKS** 575.00

---

**NET BALANCE IN BANK \$1,833.96**

March 4, 2024  
**DATE SUBMITTED**

  
**DISTRICT TREASURER**

UNATEGO CSD

Bank Reconciliation for period ending on 1/31/2024

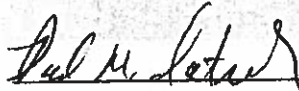


Account: Community Bank, BRA  
Cash Account(s): TA 200BRA

Ending Bank Balance:		2,541.06
Outstanding Checks (See listing below):	-	332.10
Deposits in Transit:	+	0.00
Other Credits:	+	0.00
Other Debits:	-	575.00
<hr/>		
Adjusted Ending Bank Balance:		1,633.96
Cash Account Balance:		1,633.96

Outstanding Check Listing

Check Date	Check Number	Payee	Amount
01/31/2024	3686	LIFETIME BENEFIT SOLUTIONS	332.10
<hr/>			
Outstanding Check Total:			332.10

 alulay  
Prepared By

\_\_\_\_\_  
Approved By



UNATEGO CSD

Bank Reconciliation for period ending on 1/31/2024



Account: Community Bank Payroll  
Cash Account(s): TA 203

Ending Bank Balance:		35,815.88
Outstanding Checks (See listing below):	-	7,617.56
Deposits in Transit:	+	0.00
Other Credits:	+	0.00
Other Debits:	-	27,364.44

Adjusted Ending Bank Balance:	833.88
Cash Account Balance:	833.88

Outstanding Check Listing

Check Date	Check Number	Payee	Amount
10/26/2023	90043	LORI A. BOMBA	778.74
11/22/2023	90103	TARA J. NICHOLS	396.91
12/07/2023	90139	TARA J. NICHOLS	317.19
01/04/2024	90188	GAVIN K. BONCZKOWSKI	230.87
01/04/2024	90199	TARA J. NICHOLS	793.82
01/18/2024	90214	GAVIN K. BONCZKOWSKI	1,919.59
01/18/2024	90215	DERECK J. PARKS	2,518.84
01/18/2024	90222	TARA J. NICHOLS	251.79
01/18/2024	90223	MARY E. SLOAN	409.81
<b>Outstanding Check Total:</b>			<b>7,617.56</b>

*Dan M. Luttrell* 2/14/24  
Prepared By

\_\_\_\_\_  
Approved By

UNATEGO CSD

Bank Reconciliation for period ending on 1/31/2024



Account: Community Bank Debt Service  
Cash Account(s): V 200

Ending Bank Balance:		28,329.42
Outstanding Checks (See listing below):	-	0.00
Deposits in Transit:	+	0.00
Other Credits:	+	0.00
Other Debits:	-	0.00

Adjusted Ending Bank Balance:	28,329.42
Cash Account Balance:	28,329.42

Outstanding Check Listing

Check Date	Check Number	Payee	Amount
Outstanding Check Total:			0.00

Dal M. Jeter 2/14/24  
Prepared By

\_\_\_\_\_  
Approved By

**UNATEGO CSD**



**Trial Balance Report From 7/1/2023 - 1/31/2024**

<b>Account</b>	<b>Description</b>	<b>Debits</b>	<b>Credits</b>	<b>Balance</b>
V 200	CASH	28,329.42	0.00	28,329.42
V 2002NYV	NY CLASS DEBT SERV	24,856.92	0.00	24,856.92
V 391CAP	DUE FROM CAPITAL FUND	210,266.87	0.00	210,266.87
V 630GEN	DUE TO GENERAL FUND	0.00	263.25	263.25 CR
V 884	RESERVE FOR DEBT	0.00	34,923.62	34,923.62 CR
V 980	REVENUES	0.00	228,266.34	228,266.34 CR
<b>V Fund Totals:</b>		<b>263,453.21</b>	<b>263,453.21</b>	<b>0.00</b>
<b>Grand Totals:</b>		<b>263,453.21</b>	<b>263,453.21</b>	<b>0.00</b>

**UNATEGO CSD**



**Revenue Status Report By Function From 7/1/2023 To 1/31/2024**

<b>Account</b>	<b>Description</b>	<b>Budget</b>	<b>Adjustments</b>	<b>Revised Budget</b>	<b>Revenue Earned</b>	<b>Unearned Revenue</b>
<u>V 2401</u>	INTEREST AND EARNINGS	0.00	0.00	0.00	160,786.44	-160,786.44
<u>V 2710</u>	PREMIUM ON BAN	0.00	0.00	0.00	67,479.90	-67,479.90
	<b>V Totals:</b>	<b>0.00</b>	<b>0.00</b>	<b>0.00</b>	<b>228,266.34</b>	<b>-228,266.34</b>
	<b>Grand Totals:</b>	<b>0.00</b>	<b>0.00</b>	<b>0.00</b>	<b>228,266.34</b>	<b>-228,266.34</b>

UNATEGO CSD

Bank Reconciliation for period ending on 1/31/2024



Account: NY CLASS GENERAL  
Cash Account(s): A 2002NYG

Ending Bank Balance:		8,746,053.47
Outstanding Checks (See listing below):	-	0.00
Deposits in Transit:	+	0.00
Other Credits:	+	0.00
Other Debits:	-	0.00

Adjusted Ending Bank Balance:	8,746,053.47
Cash Account Balance:	8,746,053.47

Outstanding Check Listing

Check Date	Check Number	Payee	Amount
<b>Outstanding Check Total:</b>			0.00

*David M. [Signature]*  
Prepared By

\_\_\_\_\_  
Approved By

**UNATEGO CSD**

Bank Reconciliation for period ending on 1/31/2024



Account: NY CLASS CAPITAL  
Cash Account(s): H 2002NYH

Ending Bank Balance:		6,141,259.53
Outstanding Checks (See listing below):	-	0.00
Deposits in Transit:	+	0.00
Other Credits:	+	0.00
Other Debits:	-	0.00

Adjusted Ending Bank Balance:	6,141,259.53
Cash Account Balance:	6,141,259.53

**Outstanding Check Listing**

Check Date	Check Number	Payee	Amount
------------	--------------	-------	--------

Outstanding Check Total: 0.00

*[Signature]* 2/14/24  
Prepared By

\_\_\_\_\_  
Approved By

UNATEGO CSD

Bank Reconciliation for period ending on 1/31/2024



Account: NY CLASS DEBT SERV  
Cash Account(s): V 2002NYV

Ending Bank Balance:		24,856.92
Outstanding Checks (See listing below):	-	0.00
Deposits in Transit:	+	0.00
Other Credits:	+	0.00
Other Debits:	-	0.00

---

Adjusted Ending Bank Balance:		24,856.92
Cash Account Balance:		24,856.92

Outstanding Check Listing

Check Date	Check Number	Payee	Amount
Outstanding Check Total:			0.00

*Dad Mc...* 2/14/24  
Prepared By

\_\_\_\_\_  
Approved By

UNATEGO CSD



Check Warrant Report For A - 42: GENERAL#42, 01/04/2024 For Dates 1/4/2024 - 1/4/2024

Check #	Check Date	Vendor ID	Vendor Name	PO Number	Check Amount
35563	01/04/2024	5985	AMAZON CAPITAL SERVICES	230585	218.60
35564	01/04/2024	73	DELAWARE-CHENANGO-MADISON-OTSEGO BOCES	230519	453,103.94
35565	01/04/2024	820	RUTH MODINGER		52.40
35566	01/04/2024	5966	NEW DIRECTIONS SOLUTIONS	230602	7,475.00
35567	01/04/2024	5865	SHEILA NOLAN	230047	115.94
35568	01/04/2024	3108	ODP BUSINESS SOLUTIONS, LLC	230202	41.98
35569	01/04/2024	2992	ONC BOCES		125,578.00
35570	01/04/2024	1921	SCHOOL NURSE SUPPLY INC	230537	103.95

Number of Transactions: 8

Warrant Total: 586,689.81

Vendor Portion: 586,689.81

Certification of Warrant

To The District Treasurer: I hereby certify that I have verified the above claims, 8 in number, in the total amount of \$ 586,689.81. You are hereby authorized and directed to pay to the claimants certified above the amount of each claim allowed and charge each to the proper fund.

1/4/24  
Date

Debra A Whaley  
Signature

Claims Auditor  
Title



**UNATEGO CSD**

Check Warrant Report For A - 43: GENERAL#43, 1/11/24 For Dates 1/11/2024 - 1/11/2024



Check #	Check Date	Vendor ID	Vendor Name	PO Number	Check Amount
35571	01/11/2024	4439	ADVANCE AUTO PARTS	230076	361.59
35572	01/11/2024	5985	AMAZON CAPITAL SERVICES	*See Detail Report	271.30
35573	01/11/2024	5842	BUELL FUELS LLC	230526	22,295.25
35574	01/11/2024	7307	BURNT HILLS-BALLSTON LAKE ATHLETIC ASSOCIATION	230647	350.00
35575	01/11/2024	409	CAMFIL USA, INC.	230621	699.84
35576	01/11/2024	7310	CENTER STATE PROPANE		3,845.58
35577	01/11/2024	2743	CINTAS CORPORATION	230079	81.39
35578	01/11/2024	7309	MICHAEL DAVENPORT		153.63
35579	01/11/2024	2033	DAY AUTOMATION SYSTEMS INC	230407	1,044.70
35580	01/11/2024	388	DROGEN ELECTRIC SUPPLY	230098	401.44
35581	01/11/2024	469	FIRST NATIONAL BANK OF OMAHA	230011	220.75
35582	01/11/2024	7301	GRIP SPRITZ LLC	230599	242.95
35583	01/11/2024	7303	HAYES PUMP, INC.	230618	900.00
35584	01/11/2024	582	HILL & MARKES INC	230081	176.53
35585	01/11/2024	656	J.W. PEPPER & SON, INC.	230481	846.99
35586	01/11/2024	7267	Kelvin L.P.	230153	233.00
35587	01/11/2024	7304	KENWORTH NORTHEAST GROUP, INC.	230630	1,748.78
35588	01/11/2024	3374	MATTHEWS BUSES INC	230086	509.55
35589	01/11/2024	3386	MOORE'S TIRE SALES	230622	984.00
35590	01/11/2024	4010	NEW YORK SCHOOLS INSURANCE RECIPROCAL		486.00
35591	01/11/2024	5841	OCC MED WELL NOW	230116	105.00
35592	01/11/2024	3108	ODP BUSINESS SOLUTIONS, LLC	230202	24.99
35593	01/11/2024	5895	JENNIFER S POTRZEBA	230050	48.80
35594	01/11/2024	1071	REALLY GOOD STUFF, LLC	*See Detail Report	91.44
35595	01/11/2024	3456	ROBERT GREEN AUTO & TRUCK INC.	230489	71,516.31
35596	01/11/2024	1154	SCHOOL HEALTH CORPORATION	*See Detail Report	530.48
35597	01/11/2024	1157	SCHOOL SPECIALTY LLC	230284	14.12
35598	01/11/2024	6018	TOTH'S SPORTS	230604	2,855.00
35599	01/11/2024	3249	TOWN TAX COLLECTOR	230029	2,750.10
35600	01/11/2024	1028	U.S. POSTAL SERVICE	230023	152.00
35601	01/11/2024	1504	UNATEGO TEACHERS ASSOCIATION	230035	16,392.25
35602	01/11/2024	1580	UNITED AUTO SUPPLY	230089	229.90
35603	01/11/2024	1423	WARD'S SCIENCE	*See Detail Report	399.50
35604	01/11/2024	7299	WILLIAMS AUTO GROUP	230590	48,770.00

**UNATEGO CSD**



Check Warrant Report For A - 43: GENERAL#43, 1/11/24 For Dates 1/11/2024 - 1/11/2024

Check #	Check Date	Vendor ID	Vendor Name	PO Number	Check Amount
Number of Transactions: 34				Warrant Total:	179,733.16
				Vendor Portion:	179,733.16

\*See Detail Report denotes that multiple purchase orders are referenced on this check. Run the Detail report to view the purchase order information

**Certification of Warrant**

To The District Treasurer: I hereby certify that I have verified the above claims, 34 in number, in the total amount of \$ 179,733.16. You are hereby authorized and directed to pay to the claimants certified above the amount of each claim allowed and charge each to the proper fund.

1/15/24                      Debra A Whaley                      Claims Auditor  
Date    Signature    Title

**UNATEGO CSD**



**Check Warrant Report For A - 44: GENERAL#44, 1/18/24 For Dates 1/18/2024 - 1/18/2024**

Check #	Check Date	Vendor ID	Vendor Name	PO Number	Check Amount
35605	01/18/2024	1042	AIRGAS USA, LLC.	*See Detail Report	58.75
35606	01/18/2024	5985	AMAZON CAPITAL SERVICES	*See Detail Report	199.97
35607	01/18/2024	4367	ARK THERAPEUTIC	230600	101.22
35608	01/18/2024	7310	CENTER STATE PROPANE		1,422.70
35609	01/18/2024	234	THE CITY OF ONEONTA		50.00
35610	01/18/2024	6221	CONSTELLATION NEWENERGY, INC	*See Detail Report	8,471.24
35611	01/18/2024	73	DELAWARE-CHENANGO-MADISON-OTSEGO BOCES	230519	448,600.15
35612	01/18/2024	6203	FERRARA FIORENZA, PC	230012	760.00
35613	01/18/2024	1639	GRAINGER	230080	365.95
35614	01/18/2024	6201	JOHNSTOWN HIGH SCHOOL	230569	750.00
35615	01/18/2024	7304	KENWORTH NORTHEAST GROUP, INC.	230630	917.91
35616	01/18/2024	3374	MATTHEWS BUSES INC	230086	17.92
35617	01/18/2024	820	RUTH MODINGER		37.52
35618	01/18/2024	5966	NEW DIRECTIONS SOLUTIONS	230602	6,497.50
35619	01/18/2024	842	NYS UNEMPLOYMENT INSURANCE	230014	392.90
35620	01/18/2024	936	NYSEG	*See Detail Report	6,236.67
35621	01/18/2024	4723	ONEONTA WRESTLING	230571	450.00
35622	01/18/2024	1051	PUTNAM PEST CONTROL	*See Detail Report	170.00
35623	01/18/2024	4561	R. G. TIMBS, INC.	230025	465.00
35624	01/18/2024	5785	RSLL INC	230644	2,072.90
35625	01/18/2024	1152	SCHOLASTIC INC		153.54
35626	01/18/2024	1386	SPRINGBROOK NY, INC.	230027	6,608.40
35627	01/18/2024	1224	STAPLES	230107	54.16
35628	01/18/2024	5838	WAYNE STRICKLAND	230335	93.59
35629	01/18/2024	2171	TK ELEVATOR CORPORATION	230423	911.26
35630	01/18/2024	1410	VILLAGE OF UNADILLA	230115	714.75
35631	01/18/2024	1423	WARD'S SCIENCE		12.71
35632	01/18/2024	1424	WASTE RECOVERY ENTERPRISES LLC	*See Detail Report	1,066.67
35633	01/18/2024	7268	WILLIAMS SCOTSMAN, INC	230427	793.20

**Number of Transactions: 29**

**Warrant Total: 488,446.58**  
**Vendor Portion: 488,446.58**

\*See Detail Report denotes that multiple purchase orders are referenced on this check. Run the Detail report to view the purchase order information

**Certification of Warrant**

To The District Treasurer: I hereby certify that I have verified the above claims, 29 in number, in the total amount of \$ 488,446.58. You are hereby authorized and directed to pay to the claimants certified above the amount of each claim allowed and charge each to the proper fund.

1/25/24  
Date

Debra A Whaley  
Signature

Clericus Auditor  
Title

**UNATEGO CSD**



Check Warrant Report For A - 45: GENERAL#45 , 1/25/24 For Dates 1/25/2024 - 1/25/2024

Check #	Check Date	Vendor ID	Vendor Name	PO Number	Check Amount
35634	01/25/2024	4439	ADVANCE AUTO PARTS	230076	131.14
35635	01/25/2024	1042	AIRGAS USA, LLC.	230078	314.40
35636	01/25/2024	5985	AMAZON CAPITAL SERVICES	230607	580.19
35637	01/25/2024	4420	APPLE INC.		49.90
35638	01/25/2024	4057	BIG APPLE MUSIC, LLC	230478	68.70
35639	01/25/2024	5842	BUELL FUELS LLC	230526	23,781.60
35640	01/25/2024	2525	CAZENOVIA EQUIPMENT CO INC.	230163	4.98
35641	01/25/2024	7310	CENTER STATE PROPANE		2,338.08
35642	01/25/2024	234	THE CITY OF ONEONTA		50.00
35643	01/25/2024	326	THE DAILY STAR	*See Detail Report	4,246.90
35644	01/25/2024	73	DELAWARE-CHENANGO-MADISON-OTSEGO BOCES	230058	3,507.71
35645	01/25/2024	4704	DELTA ENGINEERS, ARCHITECTS & LAND SURVEYORS	230452	2,640.00
35646	01/25/2024	4304	GLOBAL MONTELLO GROUP	*See Detail Report	13,528.57
35647	01/25/2024	1639	GRAINGER	230101	95.63
35648	01/25/2024	582	HILL & MARKES INC	*See Detail Report	1,116.19
35649	01/25/2024	3374	MATTHEWS BUSES INC	230086	87.36
35650	01/25/2024	6207	NYS AHPERD INC	230623	50.00
35651	01/25/2024	6214	PRESENCELEARNING, INC.	230643	9,500.00
35652	01/25/2024	4605	TRI-COUNTY REFRIGERATION, INC.	230113	1,585.00
35653	01/25/2024	1580	UNITED AUTO SUPPLY	230089	216.16
35654	01/25/2024	1412	VILLAGE VARIETY, LTD.	230090	41.71
35655	01/25/2024	3702	W. B. MASON CO., INC.	230205	711.35
35656	01/25/2024	1423	WARD'S SCIENCE	*See Detail Report	284.29

Number of Transactions: 23

**Warrant Total: 64,929.86**  
**Vendor Portion: 64,929.86**

\*See Detail Report denotes that multiple purchase orders are referenced on this check. Run the Detail report to view the purchase order information

**Certification of Warrant**

To The District Treasurer: I hereby certify that I have verified the above claims, 23 in number, in the total amount of \$ 64,929.86. You are hereby authorized and directed to pay to the claimants certified above the amount of each claim allowed and charge each to the proper fund.

1/25/24  
Date

Debra A Whaley  
Signature

Claims Auditor  
Title

UNATEGO CSD



Check Warrant Report For A - 48: GENERAL -RETIREMENT INCENTIVE For Dates 1/29/2024 - 1/29/2024

Check #	Check Date	Vendor ID	Vendor Name	PO Number	Check Amount
3662	01/29/2024	1568	J P MORGAN CHASE		12,983.88
Number of Transactions: 1					Warrant Total: 12,983.88
					Vendor Portion: 12,983.88

Certification of Warrant

To The District Treasurer: I hereby certify that I have verified the above claims, 1 in number, in the total amount of \$ 12,983.88. You are hereby authorized and directed to pay to the claimants certified above the amount of each claim allowed and charge each to the proper fund.

1/31/24                      Debra A Whaley                      Claims Auditor  
Date    Signature    Title

**UNATEGO CSD**



Check Warrant Report For TA - 28: TA PAYROLL#28, JANUARY 2024 For Dates 1/1/2024 - 1/31/2024

Check #	Check Date	Vendor ID	Vendor Name	PO Number	Check Amount
3643	01/04/2024	919	NYS TAX DEPARTMENT		17,586.31
3644	01/04/2024	955	US OMNI & TSACG COMPLIANCE SERVICES, INC.		13,599.89
3645	01/04/2024	1365	UNATEGO PAYROLL ACCOUNT		301,982.63
3646	01/04/2024	1503	UNITED STATES TREASURY		100,702.59
3647	01/04/2024	4326	LIFETIME BENEFIT SOLUTIONS		575.00
3648	01/04/2024	6200	NYSDCP RECEIPTS		405.00
3649	01/18/2024	910	NYS & LOCAL RETIREMENT SYSTEM		5,195.58
3650	01/18/2024	919	NYS TAX DEPARTMENT		16,871.54
3651	01/18/2024	955	US OMNI & TSACG COMPLIANCE SERVICES, INC.		13,299.89
3652	01/18/2024	1365	UNATEGO PAYROLL ACCOUNT		289,229.56
3653	01/18/2024	1503	UNITED STATES TREASURY		94,353.80
3654	01/18/2024	4326	LIFETIME BENEFIT SOLUTIONS		575.00
3655	01/18/2024	6200	NYSDCP RECEIPTS		405.00
9790	01/04/2024	220	CHEN-DEL-O FEDERAL CREDIT UNION		4,395.99
9791	01/04/2024	946	NYSUT MEMBER BENEFIT		160.32
9792	01/04/2024	975	OTSEGO COUNTY SHERIFF'S OFFICE		131.20
9793	01/04/2024	1187	SIDNEY FEDERAL CREDIT UNION		3,996.25
9794	01/04/2024	4364	VOTE-COPE		2.00
9795	01/18/2024	220	CHEN-DEL-O FEDERAL CREDIT UNION		4,361.81
9796	01/18/2024	920	NYS TEACHERS' RETIREMENT SYSTEM		751.00
9797	01/18/2024	946	NYSUT MEMBER BENEFIT		160.32
9798	01/18/2024	975	OTSEGO COUNTY SHERIFF'S OFFICE		118.92
9799	01/18/2024	1187	SIDNEY FEDERAL CREDIT UNION		3,965.22
9800	01/18/2024	4364	VOTE-COPE		2.00

Number of Transactions: 24

**Warrant Total: 872,826.82**  
**Vendor Portion: 872,826.82**

**Certification of Warrant**

To The District Treasurer: I hereby certify that I have verified the above claims, 24 in number, in the total amount of \$ 872,826.82. You are hereby authorized and directed to pay to the claimants certified above the amount of each claim allowed and charge each to the proper fund.

1/25/24  
Date

Debra A Whaley  
Signature

Claims Auditor  
Title

UNATEGO CSD

Check Warrant Report For TA - 30: TRUST & AGENCY#30. 01/25/24 For Dates 1/25/2024 - 1/25/2024



Check #	Check Date	Vendor ID	Vendor Name	PO Number	Check Amount
9801	01/25/2024	6095	FLOSPORTS		100.00
<b>Number of Transactions: 1</b>				<b>Warrant Total:</b>	<b>100.00</b>
				<b>Vendor Portion:</b>	<b>100.00</b>

**Certification of Warrant**

To The District Treasurer: I hereby certify that I have verified the above claims, 1 in number, in the total amount of \$ 100.00. You are hereby authorized and directed to pay to the claimants certified above the amount of each claim allowed and charge each to the proper fund.

1/25/24                      Debra A Whaley                      Claims Auditor  
Date    Signature    Title

UNATEGO CSD



Check Warrant Report For TA - 31: TRUST & AGENCY #31, 01/25/24 (HEALTH INSURANCE) For Dates 1/25/2024 - 1/25/2024

Check #	Check Date	Vendor ID	Vendor Name	PO Number	Check Amount
9802	01/25/2024	7264	CASEBP		229,536.00
9803	01/25/2024	4297	EXCELLUS HEALTH PLAN - GROUP		31,073.11
9804	01/25/2024	803	METROPOLITAN LIFE INSURANCE CO		1,041.54
<b>Number of Transactions: 3</b>				<b>Warrant Total:</b>	<b>261,650.65</b>
				<b>Vendor Portion:</b>	<b>261,650.65</b>

Certification of Warrant

To The District Treasurer: I hereby certify that I have verified the above claims, 3 in number, in the total amount of \$ 261,650.65. You are hereby authorized and directed to pay to the claimants certified above the amount of each claim allowed and charge each to the proper fund.

1/25/24  
Date

Debra A. Whaley  
Signature

Clericus Auditor  
Title



Check Warrant Report For TA - 33: TA#33, LIFETIME BENEFIT REIMBURSEMENTS JAN'23 For Dates 1/1/2024 - 1/31/2024

Check #	Check Date	Vendor ID	Vendor Name	PO Number	Check Amount
3663	01/03/2024	4326	LIFETIME BENEFIT SOLUTIONS		56.00
3664	01/04/2024	4326	LIFETIME BENEFIT SOLUTIONS		1.19
3665	01/06/2024	4326	LIFETIME BENEFIT SOLUTIONS		7.69
3666	01/07/2024	4326	LIFETIME BENEFIT SOLUTIONS		30.00
3667	01/05/2024	4326	LIFETIME BENEFIT SOLUTIONS		36.83
3668	01/08/2024	4326	LIFETIME BENEFIT SOLUTIONS		5.00
3669	01/09/2024	4326	LIFETIME BENEFIT SOLUTIONS		32.78
3670	01/11/2024	4326	LIFETIME BENEFIT SOLUTIONS		10.00
3671	01/15/2024	4326	LIFETIME BENEFIT SOLUTIONS		1.02
3672	01/12/2024	4326	LIFETIME BENEFIT SOLUTIONS		13.71
3673	01/14/2024	4326	LIFETIME BENEFIT SOLUTIONS		20.00
3674	01/16/2024	4326	LIFETIME BENEFIT SOLUTIONS		65.00
3675	01/17/2024	4326	LIFETIME BENEFIT SOLUTIONS		13.60
3676	01/18/2024	4326	LIFETIME BENEFIT SOLUTIONS		10.00
3677	01/21/2024	4326	LIFETIME BENEFIT SOLUTIONS		5.00
3678	01/20/2024	4326	LIFETIME BENEFIT SOLUTIONS		7.32
3679	01/19/2024	4326	LIFETIME BENEFIT SOLUTIONS		50.00
3680	01/22/2024	4326	LIFETIME BENEFIT SOLUTIONS		10.00
3681	01/24/2024	4326	LIFETIME BENEFIT SOLUTIONS		8.59
3682	01/25/2024	4326	LIFETIME BENEFIT SOLUTIONS		22.54
3683	01/26/2024	4326	LIFETIME BENEFIT SOLUTIONS		117.00
3684	01/27/2024	4326	LIFETIME BENEFIT SOLUTIONS		157.47
3685	01/29/2024	4326	LIFETIME BENEFIT SOLUTIONS		39.45
3686	01/31/2024	4326	LIFETIME BENEFIT SOLUTIONS		332.10

Number of Transactions: 24

Warrant Total: 1,052.29  
Vendor Portion: 1,052.29

Certification of Warrant

To The District Treasurer: I hereby certify that I have verified the above claims, 24 in number, in the total amount of \$ 1,052.29. You are hereby authorized and directed to pay to the claimants certified above the amount of each claim allowed and charge each to the proper fund.

2/1/24 \_\_\_\_\_ Deborah Whaley \_\_\_\_\_ Claims Auditor  
Date Signature Title

UNATEGO CSD



Check Warrant Report For C - 19: SCHOOL LUNCH#19, 01/04/24 For Dates 1/4/2024 - 1/4/2024

Check #	Check Date	Vendor ID	Vendor Name	PO Number	Check Amount
7332	01/04/2024	73	DELAWARE-CHENANGO-MADISON-OTSEGO BOCES	230519	7,258.78
Number of Transactions: 1				Warrant Total:	7,258.78
				Vendor Portion:	7,258.78

Certification of Warrant

To The District Treasurer: I hereby certify that I have verified the above claims, 1 in number, in the total amount of \$ 7,258.78. You are hereby authorized and directed to pay to the claimants certified above the amount of each claim allowed and charge each to the proper fund.

1/4/24                      Debra A Whaley                      Claims Auditor  
Date    Signature    Title

UNATEGO CSD



Check Warrant Report For C - 20: SCHOOL LUNCH#20, 01/11/24 For Dates 1/11/2024 - 1/11/2024

Check #	Check Date	Vendor ID	Vendor Name	PO Number	Check Amount
7333	01/11/2024	2572	ABSOLUTE SERVICE	230370	488.00
7334	01/11/2024	96	BEHLOG & SON PRODUCE INC	230371	1,869.46
7335	01/11/2024	4612	BILL BROS DAIRY	230372	4,194.63
7336	01/11/2024	160	BIMBO BAKERIES USA	230373	484.84
7337	01/11/2024	520	GINSBERG'S INSTITUTIONAL FOODS, INC	230376	20,173.83
7338	01/11/2024	6043	HEADWATER FOODS, INC.	230377	492.04
7339	01/11/2024	4318	HERSHEY CREAMERY COMPANY	230378	638.80
7340	01/11/2024	582	HILL & MARKES INC	230379	1,359.71
7341	01/11/2024	7271	MORNING STAR POULTRY LLC	230381	660.00
7342	01/11/2024	7272	NOVIELLO'S WHOLESALE BAKERY	230382	526.44
<b>Number of Transactions: 10</b>				<b>Warrant Total:</b>	<b>30,887.75</b>
				<b>Vendor Portion:</b>	<b>30,887.75</b>

Certification of Warrant

To The District Treasurer: I hereby certify that I have verified the above claims, 10 in number, in the total amount of \$ 30,887.75. You are hereby authorized and directed to pay to the claimants certified above the amount of each claim allowed and charge each to the proper fund.

1/15/24                      Debra A Whaley                      Claims Auditor  
Date    Signature    Title

UNATEGO CSD



Check Warrant Report For C - 21: SCHOOL LUNCH#21, 01/18/24 For Dates 1/18/2024 - 1/18/2024

Check #	Check Date	Vendor ID	Vendor Name	PO Number	Check Amount
7343	01/18/2024	73	DELAWARE-CHENANGO-MADISON-OTSEGO BOCES	230519	7,258.78
7344	01/18/2024	6117	BRITTANY YOUNGS	230554	200.00
<b>Number of Transactions: 2</b>				<b>Warrant Total:</b>	<b>7,458.78</b>
				<b>Vendor Portion:</b>	<b>7,458.78</b>

**Certification of Warrant**

To The District Treasurer: I hereby certify that I have verified the above claims, 2 in number, in the total amount of \$ 7,458.78. You are hereby authorized and directed to pay to the claimants certified above the amount of each claim allowed and charge each to the proper fund.

1/25/24  
Date

Debra A Whaley  
Signature

Claims Auditor  
Title

UNATEGO CSD



Check Warrant Report For C - 22: SCHOOL LUNCH#22, 1/25/2024 For Dates 1/25/2024 - 1/25/2024

Check #	Check Date	Vendor ID	Vendor Name	PO Number	Check Amount
7345	01/25/2024	2429	CENTRAL RESTAURANT PRODUCTS	*See Detail Report	2,882.83
<b>Number of Transactions: 1</b>				<b>Warrant Total:</b>	<b>2,882.83</b>
				<b>Vendor Portion:</b>	<b>2,882.83</b>

\*See Detail Report denotes that multiple purchase orders are referenced on this check. Run the Detail report to view the purchase order information

**Certification of Warrant**

To The District Treasurer: I hereby certify that I have verified the above claims, 1 in number, in the total amount of \$ 2,882.83. You are hereby authorized and directed to pay to the claimants certified above the amount of each claim allowed and charge each to the proper fund.

1/25/24  
Date

Debra A Whaley  
Signature

Claims Auditor  
Title

UNATEGO CSD



Check Warrant Report For F - 13: FEDERAL#13, 01/04/2024 For Dates 1/4/2024 - 1/4/2024

Check #	Check Date	Vendor ID	Vendor Name	PO Number	Check Amount
3573	01/04/2024	7302	INSPIRE TO CREATE ENTERPRISES LLC	230619	431.49
Number of Transactions: 1				Warrant Total:	431.49
				Vendor Portion:	431.49

Certification of Warrant

To The District Treasurer: I hereby certify that I have verified the above claims, 1 in number, in the total amount of \$ 431.49. You are hereby authorized and directed to pay to the claimants certified above the amount of each claim allowed and charge each to the proper fund.

1/4/24                      Debra A Whaley                      Claims Author  
Date    Signature    Title

UNATEGO CSD



Check Warrant Report For F - 14: FEDERAL#14, 01/11/24 For Dates 1/11/2024 - 1/11/2024

Check #	Check Date	Vendor ID	Vendor Name	PO Number	Check Amount
3574	01/11/2024	6197	FUNSHINE EXPRESS	230616	4,135.50
3575	01/11/2024	7228	UPSTATE SECURITY CONSULTANTS, LLC	230508	12,400.00
<b>Number of Transactions: 2</b>				<b>Warrant Total:</b>	<b>16,535.50</b>
				<b>Vendor Portion:</b>	<b>16,535.50</b>

Certification of Warrant

To The District Treasurer: I hereby certify that I have verified the above claims, 2 in number, in the total amount of \$ 16,535.50. You are hereby authorized and directed to pay to the claimants certified above the amount of each claim allowed and charge each to the proper fund.

1/15/24

Date

Debra A Whaley

Signature

Claims Auditor

Title

UNATEGO CSD



Check Warrant Report For F - 15: FEDERAL#15, 01/25/2024 For Dates 1/25/2024 - 1/25/2024

Check #	Check Date	Vendor ID	Vendor Name	PO Number	Check Amount
3576	01/25/2024	315	CURRICULUM ASSOCIATES, LLC	230651	407.12
3577	01/25/2024	1157	SCHOOL SPECIALTY LLC	230492	1,321.56
<b>Number of Transactions: 2</b>				<b>Warrant Total:</b>	<b>1,728.68</b>
				<b>Vendor Portion:</b>	<b>1,728.68</b>

**Certification of Warrant**

To The District Treasurer: I hereby certify that I have verified the above claims, 2 in number, in the total amount of \$ 1,728.68. You are hereby authorized and directed to pay to the claimants certified above the amount of each claim allowed and charge each to the proper fund.

1/25/24                      Debra A Whaley                      Claims Auditor  
Date    Signature    Title



UNATEGO CSD



Check Warrant Report For H - 17: CAPITAL #17, 01/04/23 For Dates 1/4/2024 - 1/4/2024

Check #	Check Date	Vendor ID	Vendor Name	PO Number	Check Amount
2046	01/04/2024	3168	ANDREW R MANCINI ASSOC INC	220782	742,497.25
2047	01/04/2024	4704	DELTA ENGINEERS, ARCHITECTS & LAND SURVEYORS	210460	12,180.00
2048	01/04/2024	4704	DELTA ENGINEERS, ARCHITECTS & LAND SURVEYORS	210460	3,050.00
Number of Transactions: 3				Warrant Total:	757,727.25
				Vendor Portion:	757,727.25

Certification of Warrant

To The District Treasurer: I hereby certify that I have verified the above claims, 3 in number, in the total amount of \$ 757,727.25. You are hereby authorized and directed to pay to the claimants certified above the amount of each claim allowed and charge each to the proper fund.

1/4/24                      Debra A Whaley                      Claims Auditor  
Date    Signature    Title

UNATEGO CSD

Check Warrant Report For H - 18: CAPITAL#18, 01/11/24 For Dates 1/11/2024 - 1/11/2024



Check #	Check Date	Vendor ID	Vendor Name	PO Number	Check Amount
2049	01/11/2024	7248	PICCIRILLI MECHANICAL INC	220783	190,718.98
Number of Transactions: 1				Warrant Total:	190,718.98
				Vendor Portion:	190,718.98

Certification of Warrant

To The District Treasurer: I hereby certify that I have verified the above claims, 1 in number, in the total amount of \$ 190,718.98. You are hereby authorized and directed to pay to the claimants certified above the amount of each claim allowed and charge each to the proper fund.

1/15/24  
Date

Debra A Whaley  
Signature

Claims Auditor  
Title

UNATEGO CSD



Check Warrant Report For H - 19: CAPITAL#19, 01/18/24 For Dates 1/18/2024 - 1/18/2024

Check #	Check Date	Vendor ID	Vendor Name	PO Number	Check Amount
2050	01/18/2024	5953	A-VERDI LLC	220764	680.00
2051	01/18/2024	7248	PICCIRILLI MECHANICAL INC	220784	266,160.14
2052	01/18/2024	4561	R. G. TIMBS, INC.		193.75
<b>Number of Transactions: 3</b>				<b>Warrant Total:</b>	<b>267,033.89</b>
				<b>Vendor Portion:</b>	<b>267,033.89</b>

Certification of Warrant

To The District Treasurer: I hereby certify that I have verified the above claims, 3 in number, in the total amount of \$ 267,033.89. You are hereby authorized and directed to pay to the claimants certified above the amount of each claim allowed and charge each to the proper fund.

1/25/24  
Date

Debra A Whaley  
Signature

Claims Auditor  
Title

UNATEGO CSD



Check Warrant Report For H - 20: CAPITAL#20, 1/25/24 For Dates 1/25/2024 - 1/25/2024

Check #	Check Date	Vendor ID	Vendor Name	PO Number	Check Amount
2053	01/25/2024	117	BLANDING ELECTRIC INC.	220785	293,153.18
2054	01/25/2024	7248	PICCIRILLI MECHANICAL INC	220783	174,686.00
<b>Number of Transactions: 2</b>				<b>Warrant Total:</b>	<b>467,839.18</b>
				<b>Vendor Portion:</b>	<b>467,839.18</b>

**Certification of Warrant**

To The District Treasurer: I hereby certify that I have verified the above claims, 2 in number, in the total amount of \$ 467,839.18. You are hereby authorized and directed to pay to the claimants certified above the amount of each claim allowed and charge each to the proper fund.

1/25/24

Date

Debra A Whaley

Signature

Claims Auditor

Title